

Pittsburgh's elementary schools

In the 2006-07 school year:

The average elementary school had 349 students and 22 teachers.

93.3% of elementary and K-8 students attended school on the average day.

72.9% of elementary and K-8 students were eligible for free or reduced price lunch (a measure of family poverty).

Special education*

PSSA participation: Percentage of students who took PSSAs

Reading (3rd through 5th grades): 98.7%

Math (3rd through 5th grades): 99.0%

PSSA scores: Percentage of students at Proficient/Advanced levels

	Reading	Math
3rd grade	30.1 %	43.2 %
5th grade	13.4	23.8

PASA participation 2005-06: Number of students who took PASAs

PASA is an alternate state test.

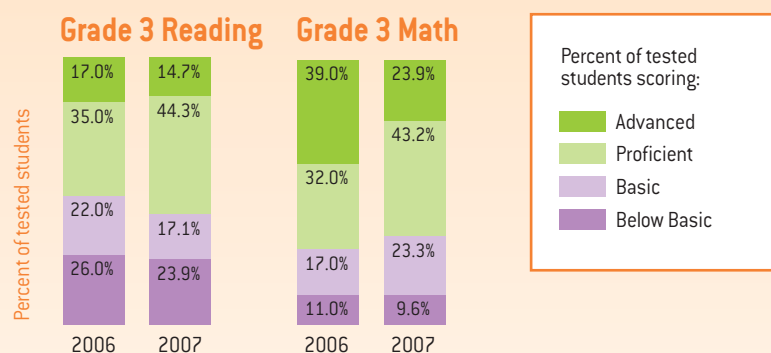
	Reading	Math
3rd grade	36	36
5th grade	45	45

* Students with an Individual Education Plan (IEP) for special education, excluding students identified as "gifted." Numbers and percents refer to all students at that grade level, whether they attend an elementary or a K-8 school.

Tests given by the district: Percentage of students at Proficient/Advanced levels (elementary and K-8)

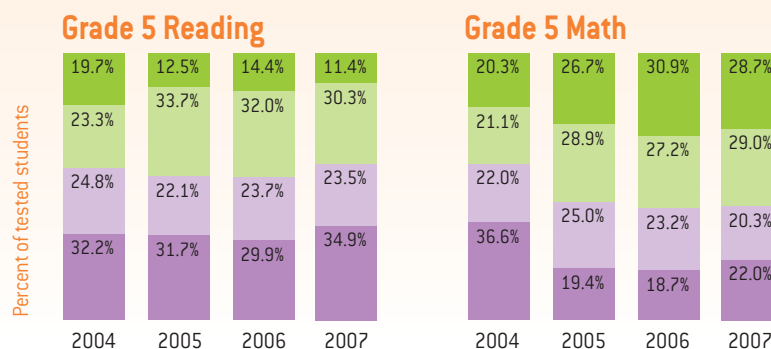
Reading 2007 (2nd)	57.0 %	TerraNova Reading test
Math 2007 (2nd)	67.3	TerraNova Mathematics test

Tests required by the state: Percentage of students at each achievement level on PSSA Reading and Math tests*



Change in Reading from 2006 to 2007 (percent Proficient/Advanced): +7.0%

Change in Math from 2006 to 2007 (percent Proficient/Advanced): -3.9%



Change in Reading from 2004 to 2007 (percent Proficient/Advanced): -1.3%

Change in Math from 2004 to 2007 (percent Proficient/Advanced): +16.3%

* All 3rd and 5th grades

Pittsburgh Allegheny K-5

Traditional Academy magnet school

810 Arch St., 15212

Allegheny Center

412-323-4100

Principal: Viola Burgess

Number of teachers: 25

Enrollment/Attendance

403 students (1/07)

District average [K-5]: 349

African-American: 60.5%

White: 36.2%

Other: 3.2%

Student daily attendance: 96.0%

Special education 2007-08

Learning support

Emotional support

Family income status

77.2% of students eligible for free/reduced lunch.

District average [K-5 & K-8]: 72.9%

Special features

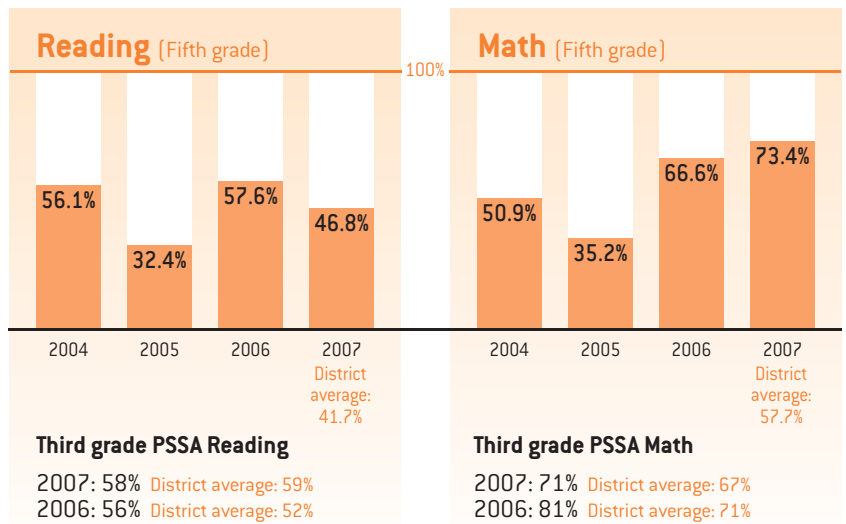
- Partnerships with Pittsburgh Symphony Orchestra, Pittsburgh Public Theatre
- Family Swim Night

Tests given by the district: Percentage of students at Proficient/Advanced levels

	Allegheny	Districtwide*
Reading 2007 (2nd)	66.2%	57.0%
Math 2007 (2nd)	83.1	67.3

*All district elementary and K-8 schools

Tests required by the state: Percentage of students at Proficient/Advanced levels on PSSA Reading and Math tests



Compared to district averages...

What are this school's strengths?

- High PSSA 5th grade math scores for low-income and white students

What are this school's challenges?

- PSSA 5th grade math scores near district average for black students

See a more detailed report beginning on page 75.

Pittsburgh Arsenal PreK-5

Neighborhood school

215 39th St., 15201

Lawrenceville

412-622-7307

Principal: Anita Walker

Number of teachers: 17

Enrollment/Attendance

255 students (1/07)

District average (K-5): 349

African-American: 80.0%

White: 16.5%

Other: 3.5%

Student daily attendance: 92.6%

Special education 2007-08

Learning support

Therapeutic emotional support

Family income status

85.9% of students eligible for free/reduced lunch.

District average (K-5 & K-8): 72.9%

Special features

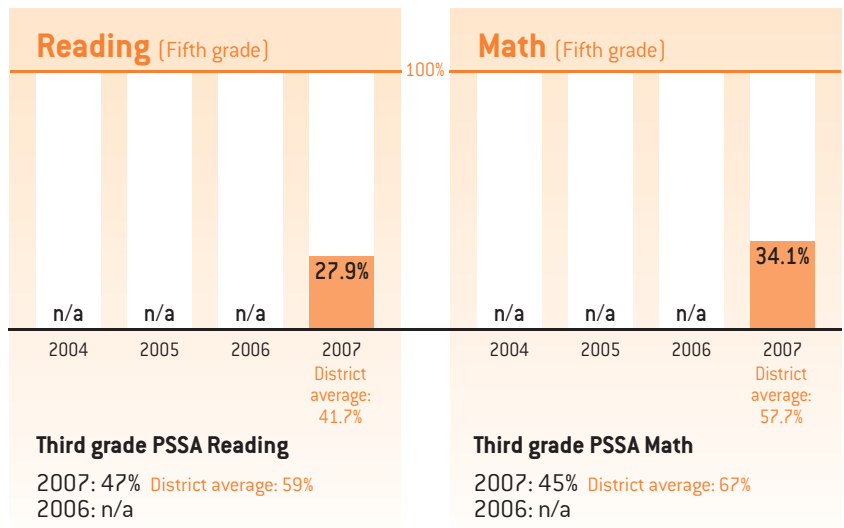
- English as a Second Language program
- After-school tutoring

Tests given by the district: Percentage of students at Proficient/Advanced levels

	Arsenal	Districtwide*
Reading 2007 (2nd)	28.1%	57.0%
Math 2007 (2nd)	25.0	67.3

*All district elementary and K-8 schools

Tests required by the state: Percentage of students at Proficient/Advanced levels on PSSA Reading and Math tests



Arsenal opened in 2006.

Compared to district averages...

What are this school's strengths?

- PSSA 5th grade reading scores near district average for low-income and black students

What are this school's challenges?

- Low overall PSSA 3rd and 5th grade math scores

See a more detailed report beginning on page 75.

Pittsburgh Banksville PreK-5

Neighborhood school with an arts focus

1001 Carnahan Rd., 15216

Banksville

412-571-7400

Principal: Patricia Washington

Number of teachers: 15

Enrollment/Attendance

234 students (1/07)

District average (K-5): 349

African-American: 23.5%

White: 73.5%

Other: 3.0%

Student daily attendance: 93.6%

Special education 2007-08

Learning support

Emotional support

Autistic support

Family income status

46.3% of students eligible for free/reduced lunch.

District average (K-5 & K-8): 72.9%

Special features

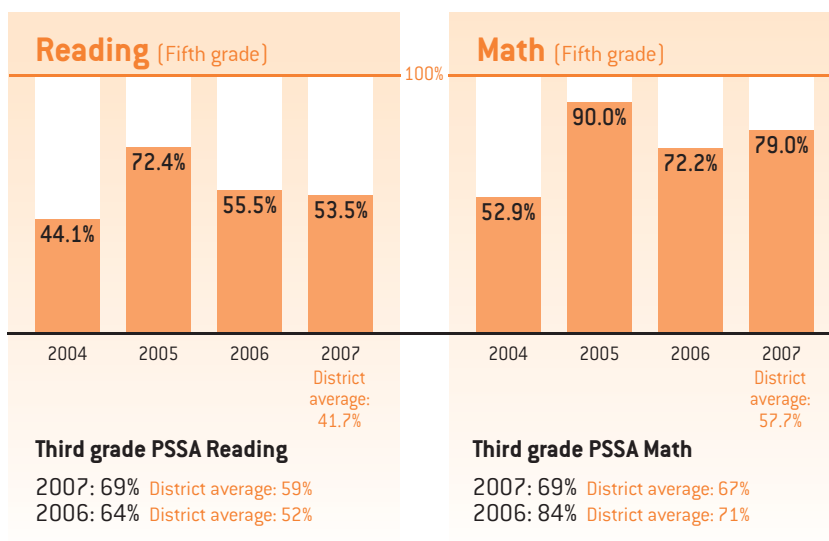
- Expanded arts program
- After-school tutoring/enrichment

Tests given by the district: Percentage of students at Proficient/Advanced levels

	Banksville	Districtwide*
Reading 2007 (2nd)	70.3%	57.0%
Math 2007 (2nd)	75.7	67.3

*All district elementary and K-8 schools

Tests required by the state: Percentage of students at Proficient/Advanced levels on PSSA Reading and Math tests



Compared to district averages...

What are this school's strengths?

- Near district average in all categories

What are this school's challenges?

- Near district average in all categories

See a more detailed report beginning on page 75.

Pittsburgh Beechwood PreK-5

Neighborhood school

810 Rockland Ave., 15216

Beechview

412-571-7390

Principal: Sally Rifugiato

Number of teachers: 20

Enrollment/Attendance

323 students (1/07)

District average (K-5): 349

African-American: 26.0%

White: 61.6%

Other: 12.4%

Student daily attendance: 93.8%

Special education 2007-08

Learning support

Life skills support

Family income status

61.4% of students eligible for free/reduced lunch.

District average (K-5 & K-8): 72.9%

Special features

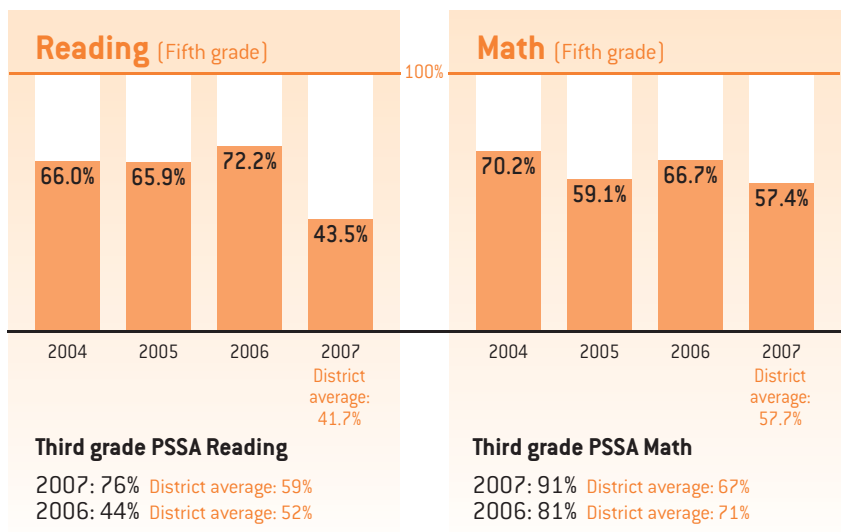
- Partnerships with Western PA Conservancy and FamilyLinks
- Wireless technology lab

Tests given by the district: Percentage of students at Proficient/Advanced levels

	Beechwood	Districtwide*
Reading 2007 (2nd)	69.6%	57.0%
Math 2007 (2nd)	79.6	67.3

*All district elementary and K-8 schools

Tests required by the state: Percentage of students at Proficient/Advanced levels on PSSA Reading and Math tests



Compared to district averages...

What are this school's strengths?

- High overall PSSA 3rd grade math scores

What are this school's challenges?

- Decrease in overall PSSA 5th grade reading and math scores 2004-07
- Low PSSA 5th grade math scores for white students

See a more detailed report beginning on page 75.

Pittsburgh Concord K-5

Neighborhood school

2350 Brownsville Rd., 15210

Carrick

412-885-7755

Principal: Susan Barie

Number of teachers: 13

Enrollment/Attendance

301 students (1/07)

District average (K-5): 349

African-American: 20.3%

White: 79.4%

Other: 0.3%

Student daily attendance: 95.0%

Special education 2007-08

Learning support

Family income status

56.8% of students eligible for free/reduced lunch.

District average (K-5 & K-8): 72.9%

Special features

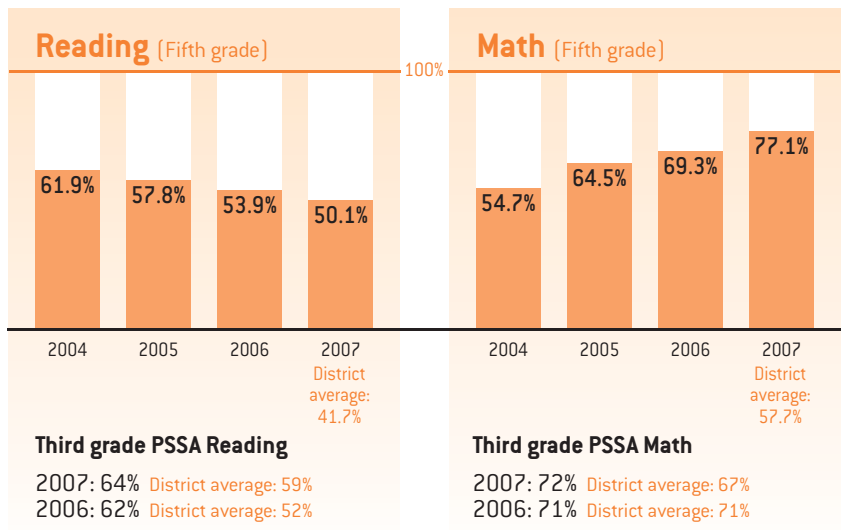
- Student Energy Patrol
- Chess club
- After-school athletics

Tests given by the district: Percentage of students at Proficient/Advanced levels

	Concord	Districtwide*
Reading 2007 (2nd)	73.3%	57.0%
Math 2007 (2nd)	86.7	67.3

*All district elementary and K-8 schools

Tests required by the state: Percentage of students at Proficient/Advanced levels on PSSA Reading and Math tests



Compared to district averages...

What are this school's strengths?

- High PSSA 5th grade math scores for low-income students

What are this school's challenges?

- Overall PSSA 3rd grade reading and math scores near district average

See a more detailed report beginning on page 75.

Pittsburgh Dilworth PreK-5

Traditional Academy magnet school with an arts/humanities focus

6200 Stanton Ave., 15206
East Liberty
412-665-5000

Principal: Monica Lamar
Number of teachers: 24

Enrollment/Attendance

352 students (1/07)
District average (K-5): 349

African-American: 61.1%
White: 34.1%
Other: 4.8%

Student daily attendance: 96.2%

Special education 2007-08

Learning support
Speech/language support

Family income status

75.1% of students eligible for free/reduced lunch.
District average (K-5 & K-8): 72.9%

Special features

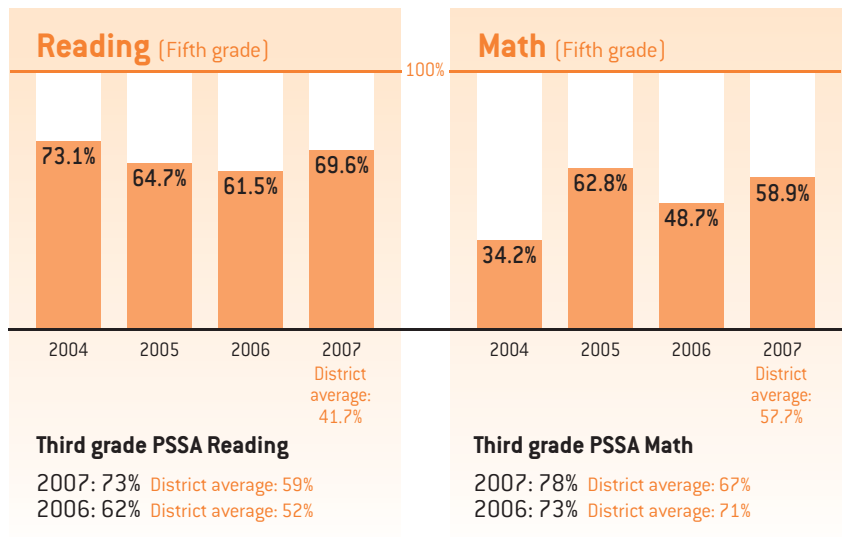
- Arts throughout the curriculum
- “Edible Schoolyard” participant [school/community garden]

Tests given by the district: Percentage of students at Proficient/Advanced levels

	Dilworth	Districtwide*
Reading 2007 (2nd)	74.1%	57.0%
Math 2007 (2nd)	69.0	67.3

*All district elementary and K-8 schools

Tests required by the state: Percentage of students at Proficient/Advanced levels on PSSA Reading and Math tests



Compared to district averages...

What are this school's strengths?

- High overall PSSA 5th grade reading scores

What are this school's challenges?

- Overall PSSA 5th grade math scores near district average

See a more detailed report beginning on page 75.

Pittsburgh Fort Pitt PreK-5 (An Accelerated Learning Academy)

Neighborhood school
 5101 Hillcrest St., 15224
 Garfield
 412-665-2020
 Principal: Verna Arnold
 Number of teachers: 33

Enrollment/Attendance

394 students (1/07)
 District average (K-5): 349
 African-American: 98.2%
 White: 1.0%
 Other: 0.8%
 Student daily attendance: 92.5%

Special education 2007-08

Learning support

Family income status

95.2% of students eligible for free/reduced lunch.
 District average (K-5 & K-8): 72.9%

Special features

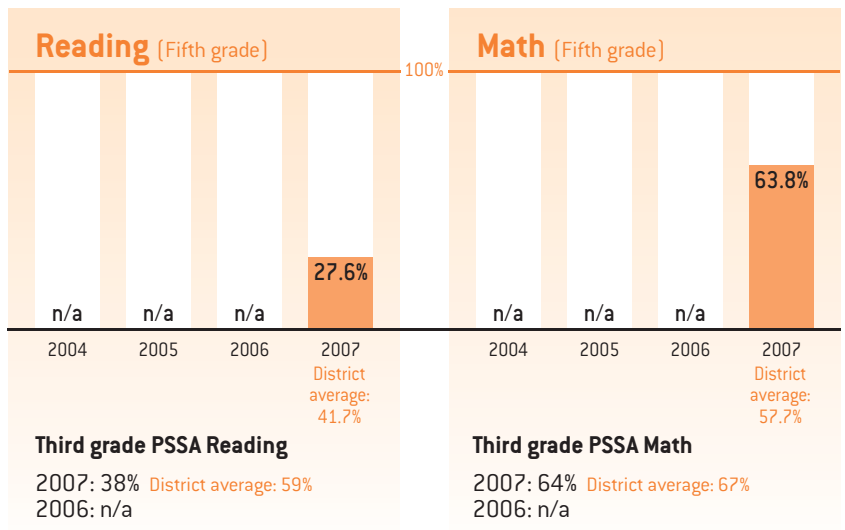
- Extended school day and year for all students
- Weekly "Parent Gazette"

Tests given by the district: Percentage of students at Proficient/Advanced levels

	Fort Pitt	Districtwide*
Reading 2007 (2nd)	39.0%	57.0%
Math 2007 (2nd)	30.5	67.3

*All district elementary and K-8 schools

Tests required by the state: Percentage of students at Proficient/Advanced levels on PSSA Reading and Math tests



Fort Pitt was considered "new" in 2006-07 due to significant changes in student population.

Compared to district averages...

What are this school's strengths?

- Overall PSSA 3rd and 5th grade math scores near district average

What are this school's challenges?

- Low overall PSSA 3rd grade reading scores

See a more detailed report beginning on page 75.

Pittsburgh Fulton PreK-5

Neighborhood school with an International Studies magnet program

5799 Hampton St., 15206
Highland Park
412-665-4590

Principal: Kevin Bivins
Number of teachers: 24

Enrollment/Attendance

295 students (1/07)
District average (K-5): 349

African-American: 90.5%
White: 8.1%
Other: 1.4%

Student daily attendance: 93.9%

Special education 2007-08

Learning support
Emotional support
Speech/language support

Family income status

82.4% of students eligible for free/reduced lunch.
District average (K-5 & K-8): 72.9%

Special features

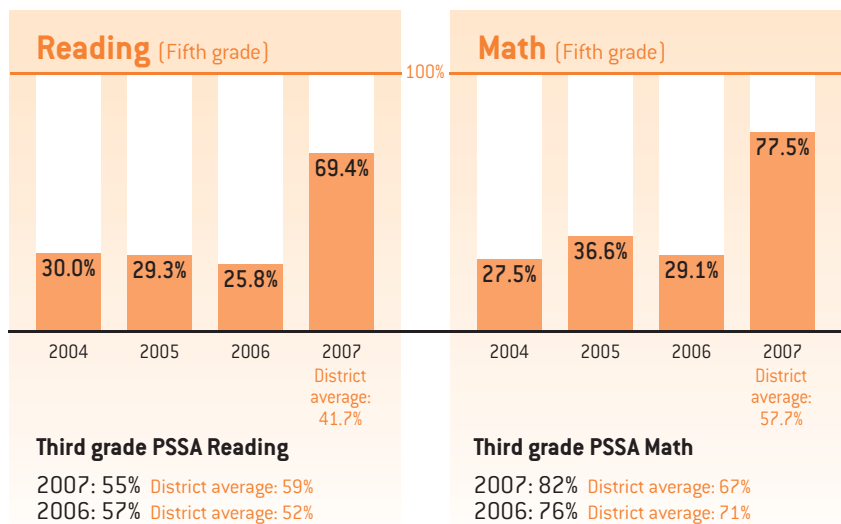
- French language magnet
- Partnership with University of Pittsburgh
- Pre-algebra club

Tests given by the district: Percentage of students at Proficient/Advanced levels

	Fulton	Districtwide*
Reading 2007 (2nd)	54.3%	57.0%
Math 2007 (2nd)	57.1	67.3

*All district elementary and K-8 schools

Tests required by the state: Percentage of students at Proficient/Advanced levels on PSSA Reading and Math tests



Compared to district averages...

What are this school's strengths?

- Increase in overall PSSA 5th grade reading and math scores 2004-07
- High PSSA 5th grade reading and math scores for low-income and black students

What are this school's challenges?

- Overall PSSA 3rd grade reading scores near district average

See a more detailed report beginning on page 75.

Pittsburgh Grandview K-5

Neighborhood school
 845 McLain St., 15210
 Allentown
 412-488-6605
 Principal: Ethel Flam
 Number of teachers: 20

Enrollment/Attendance

311 students (1/07)
 District average (K-5): 349
 African-American: 65.0%
 White: 34.1%
 Other: 1.0%
 Student daily attendance: 93.3%

Special education 2007-08

Learning support
 Emotional support
 Life skills support

Family income status

83.0% of students eligible for free/reduced lunch.
 District average (K-5 & K-8): 72.9%

Special features

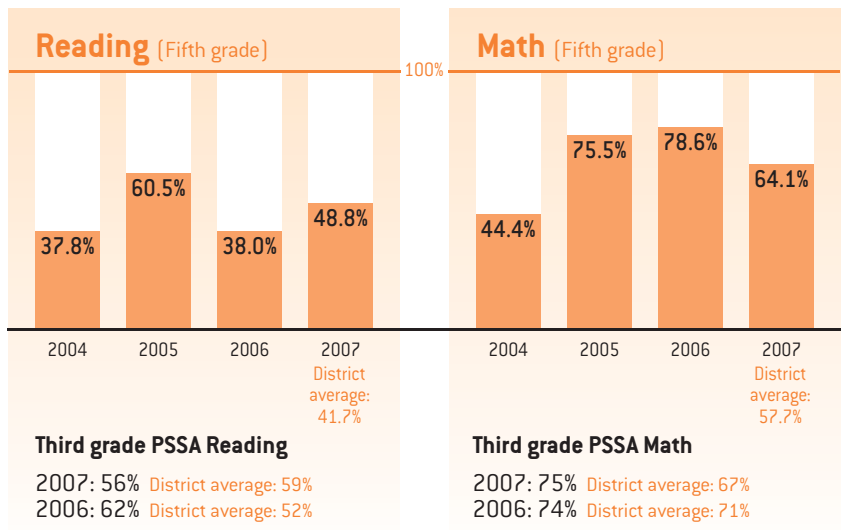
- Art and science clubs
- Partnership with One Small Step

Tests given by the district: Percentage of students at Proficient/Advanced levels

	Grandview	Districtwide*
Reading 2007 (2nd)	40.8%	57.0%
Math 2007 (2nd)	44.9	67.3

*All district elementary and K-8 schools

Tests required by the state: Percentage of students at Proficient/Advanced levels on PSSA Reading and Math tests



Compared to district averages...

What are this school's strengths?

- Near district average in all categories

What are this school's challenges?

- Near district average in all categories

See a more detailed report beginning on page 75.

Pittsburgh Liberty K-5

Neighborhood school with an International Studies magnet program

601 Filbert St., 15232
Shadyside
412-622-8450

Principal: Marjorie Murphy
Number of teachers: 22

Enrollment/Attendance

380 students (1/07)
District average (K-5): 349

African-American: 62.4%
White: 25.8%
Other: 11.8%

Student daily attendance: 96.3%

Special education 2007-08

Learning support
Autistic support

Family income status

41.8% of students eligible for free/reduced lunch.
District average (K-5 & K-8): 72.9%

Special features

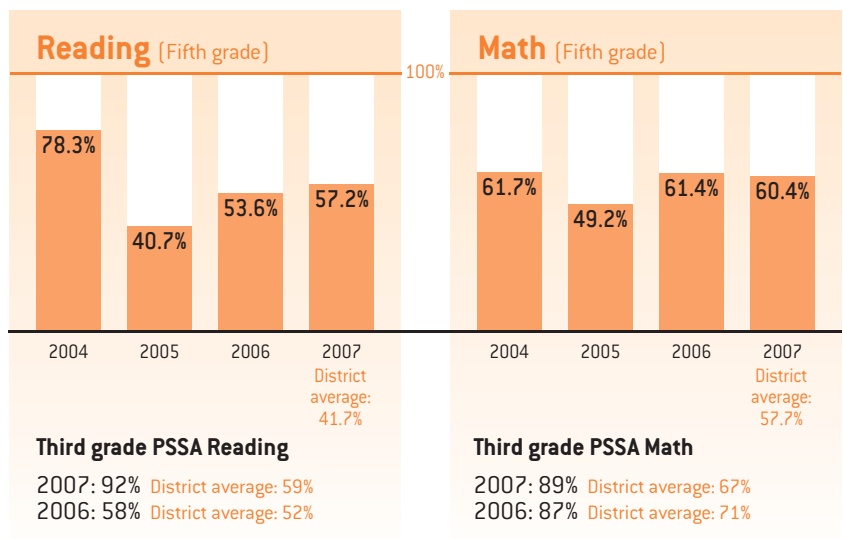
- Spanish language magnet
- Partnership with Pittsburgh Ballet Theatre

Tests given by the district: Percentage of students at Proficient/Advanced levels

	Liberty	Districtwide*
Reading 2007 (2nd)	71.9%	57.0%
Math 2007 (2nd)	85.9	67.3

*All district elementary and K-8 schools

Tests required by the state: Percentage of students at Proficient/Advanced levels on PSSA Reading and Math tests



Compared to district averages...

What are this school's strengths?

- High overall PSSA 3rd grade reading and math scores
- High PSSA 5th grade reading and math scores for white students

What are this school's challenges?

- Decrease in overall PSSA 5th grade reading scores 2004-07

See a more detailed report beginning on page 75.

Pittsburgh Linden K-5

International Studies magnet school

725 S. Linden Ave., 15208
 Point Breeze
 412-665-3996
 Principal: Carla Berdnik
 Number of teachers: 21

Enrollment/Attendance

392 students (1/07)
 District average [K-5]: 349

African-American: 56.6%
 White: 38.3%
 Other: 5.1%

Student daily attendance: 96.6%

Special education 2007-08

Learning support
 Autistic support

Family income status

37.4% of students eligible for free/reduced lunch.
 District average [K-5 & K-8]: 72.9%

Special features

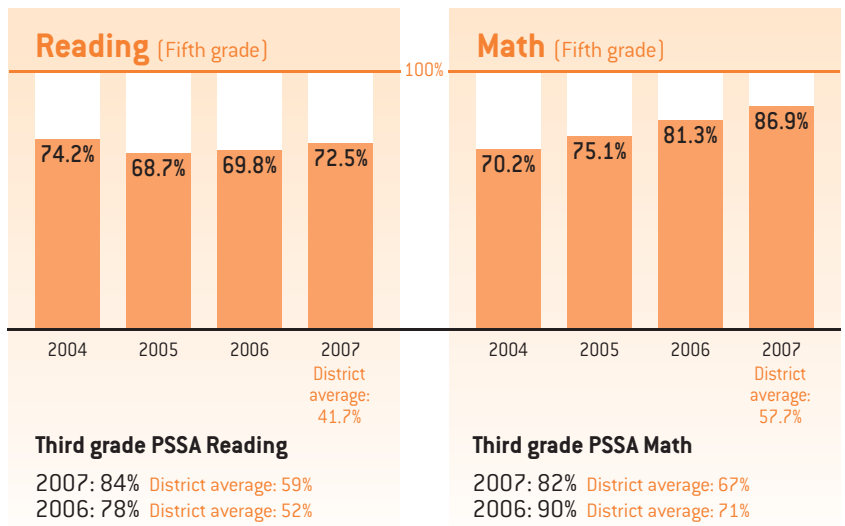
- German language magnet
- Partnership with Dance Alloy
- Artist in Residence

Tests given by the district: Percentage of students at Proficient/Advanced levels

	Linden	Districtwide*
Reading 2007 (2nd)	80.9%	57.0%
Math 2007 (2nd)	85.3	67.3

*All district elementary and K-8 schools

Tests required by the state: Percentage of students at Proficient/Advanced levels on PSSA Reading and Math tests



Compared to district averages...

What are this school's strengths?

- High overall PSSA 3rd and 5th grade reading scores
- High PSSA 5th grade reading and math scores for low-income and black students

What are this school's challenges?

- PSSA 5th grade reading and math scores for white students near district average

See a more detailed report beginning on page 75.

Pittsburgh Minadeo PreK-5

Neighborhood school

6502 Lilac St., 15217

Squirrel Hill

412-422-3520

Principal: Glory Getty

Number of teachers: 31

Enrollment/Attendance

561 students (1/07)

District average (K-5): 349

African-American: 49.6%

White: 43.1%

Other: 7.3%

Student daily attendance: 94.3%

Special education 2007-08

Learning support

Emotional support

Autistic support

Family income status

51.5% of students eligible for free/reduced lunch.

District average (K-5 & K-8): 72.9%

Special features

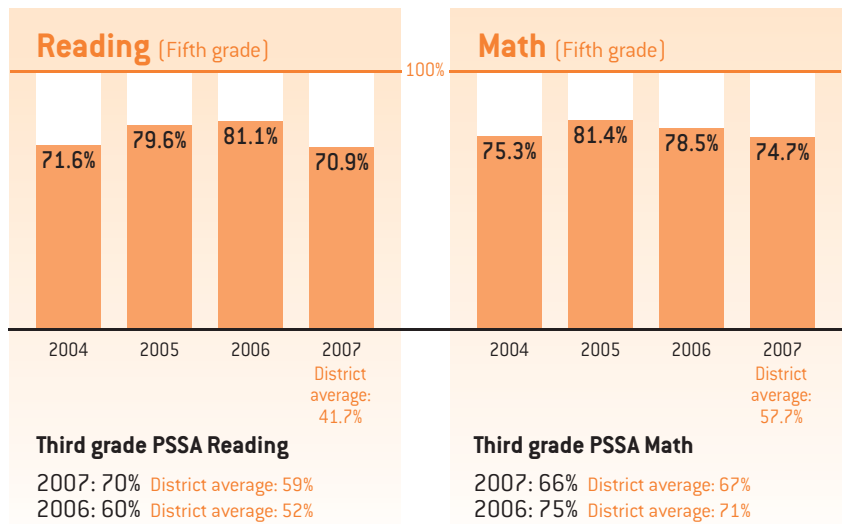
- Chess team
- English as a Second Language program
- 5th grade wilderness trip

Tests given by the district: Percentage of students at Proficient/Advanced levels

	Minadeo	Districtwide*
Reading 2007 (2nd)	57.6%	57.0%
Math 2007 (2nd)	66.7	67.3

*All district elementary and K-8 schools

Tests required by the state: Percentage of students at Proficient/Advanced levels on PSSA Reading and Math tests



Compared to district averages...

What are this school's strengths?

- High overall PSSA 5th grade reading scores

What are this school's challenges?

- Slight decrease in overall PSSA 5th grade math scores while the district average increased 2004-07

See a more detailed report beginning on page 75.

Pittsburgh Morrow PreK-5

Neighborhood school

1611 Davis Ave., 15212

Brighton Heights

412-734-6600

Principal: Annette Scott Piper

Number of teachers: 25

Enrollment/Attendance

466 students (1/07)

District average (K-5): 349

African-American: 58.2%

White: 39.9%

Other: 1.9%

Student daily attendance: 93.3%

Special education 2007-08

Learning support

Emotional support

Autistic support

Life skills support

Family income status

76.7% of students eligible for free/reduced lunch.

District average (K-5 & K-8): 72.9%

Special features

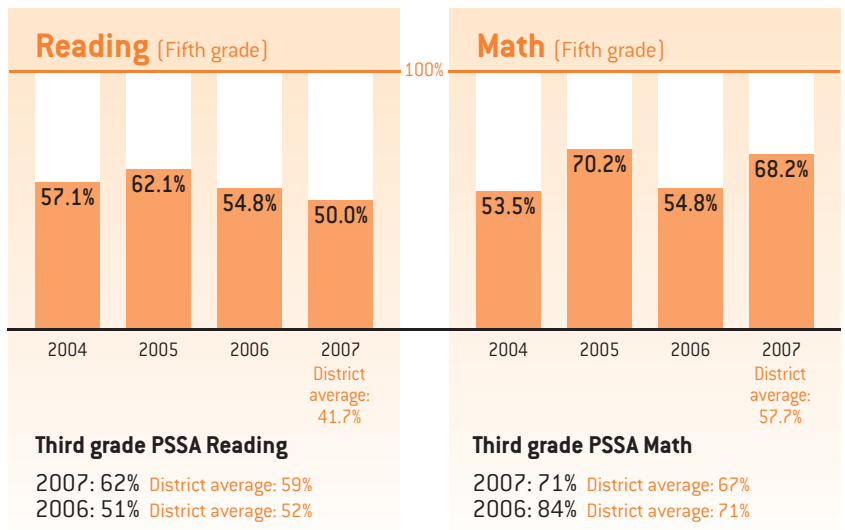
- Partnerships with Reading Is Fundamental and Carnegie Library
- Mercy Behavioral Health services on site

Tests given by the district: Percentage of students at Proficient/Advanced levels

	Morrow	Districtwide*
Reading 2007 (2nd)	47.3%	57.0%
Math 2007 (2nd)	58.2	67.3

*All district elementary and K-8 schools

Tests required by the state: Percentage of students at Proficient/Advanced levels on PSSA Reading and Math tests



Compared to district averages...

What are this school's strengths?

- Near district average in all categories

What are this school's challenges?

- Near district average in all categories

See a more detailed report beginning on page 75.

Pittsburgh Northview PreK-5 (An Accelerated Learning Academy)

Neighborhood school with an International Studies magnet program

310 Mt. Pleasant Rd., 15214
Northview Heights
412-323-3130

Principal: David May
Number of teachers: 33

Enrollment/Attendance

431 students (1/07)
District average (K-5): 349

African-American: 96.3%
White: 3.5%
Other: 0.2%

Student daily attendance: 92.5%

Special education 2007-08

Learning support
Autistic support
Therapeutic emotional support

Family income status

97.0% of students eligible for free/reduced lunch.
District average (K-5 & K-8): 72.9%

Special features

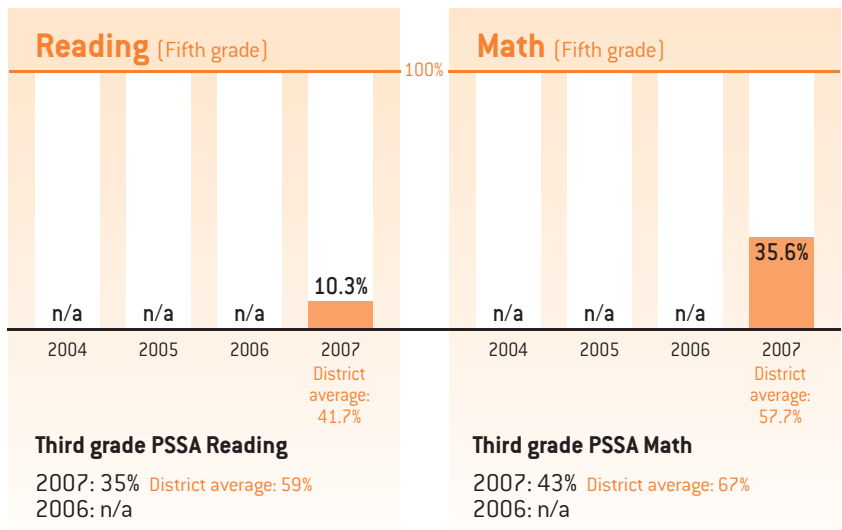
- Extended school day and year for all students
- Spanish language magnet
- Partnership with Bethany House Ministry

Tests given by the district: Percentage of students at Proficient/Advanced levels

	Northview	Districtwide*
Reading 2007 (2nd)	43.1%	57.0%
Math 2007 (2nd)	53.8	67.3

*All district elementary and K-8 schools

Tests required by the state: Percentage of students at Proficient/Advanced levels on PSSA Reading and Math tests



Northview was considered "new" in 2006-07 due to significant changes in student population.

Compared to district averages...

What are this school's strengths?

- PSSA 5th grade math scores for low-income and black students near district average

What are this school's challenges?

- Low overall PSSA 3rd and 5th grade reading and math scores
- Low PSSA 5th grade reading scores for low-income students

See a more detailed report beginning on page 75.

Pittsburgh Phillips K-5

Neighborhood school with an International Studies magnet program

1901 Sarah St., 15203 Southside
412-488-5190

Principal: Rodney Necciai
Number of teachers: 15

Enrollment/Attendance

291 students (1/07)
District average (K-5): 349

African-American: 39.9%
White: 55.3%
Other: 4.8%

Student daily attendance: 95.8%

Special education 2007-08

Learning support

Family income status

64.2% of students eligible for free/reduced lunch.
District average (K-5 & K-8): 72.9%

Special features

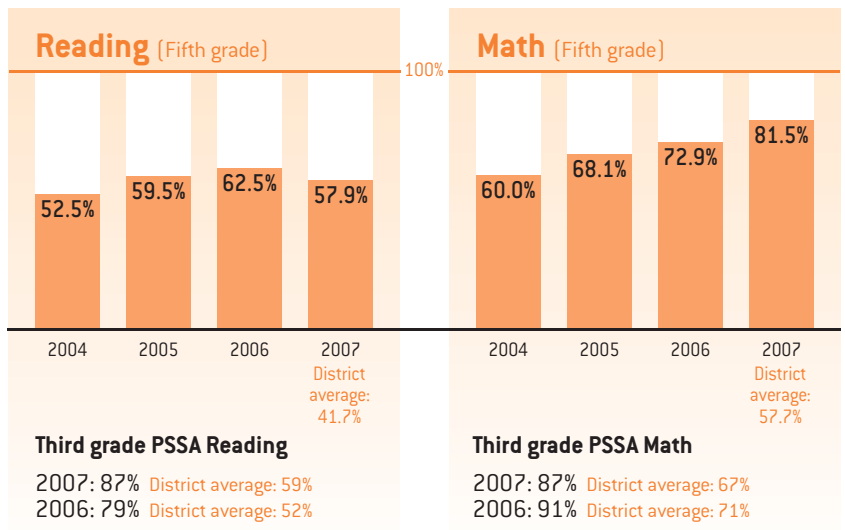
- Spanish language magnet
- Annual Fiesta de la Paz celebration
- Range of lunchtime and after-school clubs

Tests given by the district: Percentage of students at Proficient/Advanced levels

	Phillips	Districtwide*
Reading 2007 (2nd)	77.8%	57.0%
Math 2007 (2nd)	84.4	67.3

*All district elementary and K-8 schools

Tests required by the state: Percentage of students at Proficient/Advanced levels on PSSA Reading and Math tests



Compared to district averages...

What are this school's strengths?

- High overall PSSA 3rd grade reading and math scores
- High PSSA 5th grade math scores for low-income and black students

What are this school's challenges?

- PSSA 5th grade math scores near district average for white students

See a more detailed report beginning on page 75.

Pittsburgh Roosevelt PreK-5

Neighborhood school housed in two buildings

Primary campus (PreK-1):
200 The Boulevard, 15210
Carrick
412-885-7788

Intermediate campus (2-5):
17 W. Cherryhill St., 15210
Carrick
412-885-7780

Principal: Vincent Lewandowski
Number of teachers: 24

Enrollment/Attendance

423 students (1/07)
District average (K-5): 349

African-American: 22.0%
White: 76.4%
Other: 1.7%

Student daily attendance: 94.3%

Special education 2007-08

Learning support

Family income status

67.1% of students eligible for free/reduced lunch.
District average (K-5 & K-8): 72.9%

Special features

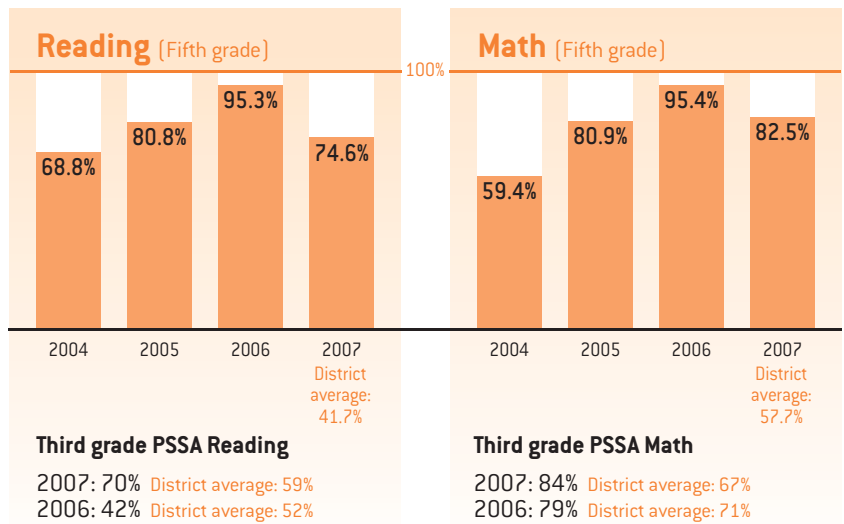
- Science garden
- Partnership with FamilyLinks

Tests given by the district: Percentage of students at Proficient/Advanced levels

	Roosevelt	Districtwide*
Reading 2007 (2nd)	73.1%	57.0%
Math 2007 (2nd)	88.2	67.3

*All district elementary and K-8 schools

Tests required by the state: Percentage of students at Proficient/Advanced levels on PSSA Reading and Math tests



Compared to district averages...

What are this school's strengths?

- High overall PSSA 5th grade reading and math scores
- High PSSA 5th grade reading and math scores for low-income and black students

What are this school's challenges?

- PSSA 5th grade reading and math scores near district average for white students

See a more detailed report beginning on page 75.

Pittsburgh Spring Hill K-5

Neighborhood school
 1351 Damas St., 15212
 Spring Hill
 412-323-3000
 Principal: Todd Van Horn
 Number of teachers: 27

Enrollment/Attendance

254 students (1/07)
 District average (K-5): 349
 African-American: 37.4%
 White: 60.2%
 Other: 2.4%
 Student daily attendance: 93.4%

Special education 2007-08

Learning support

Family income status

89.5% of students eligible for free/reduced lunch.
 District average (K-5 & K-8): 72.9%

Special features

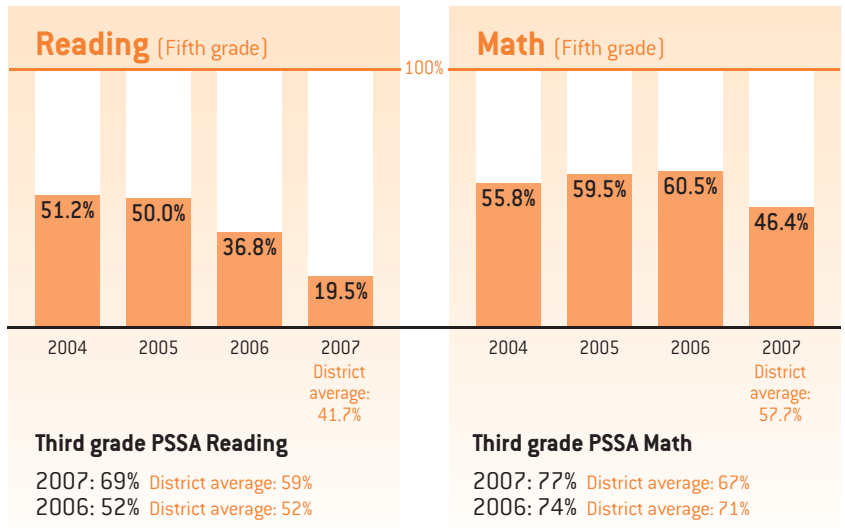
- Partnerships with Sarah Heinz House and Mercy Behavioral Health
- Range of Friday clubs

Tests given by the district: Percentage of students at Proficient/Advanced levels

	Spring Hill	Districtwide*
Reading 2007 (2nd)	60.0%	57.0%
Math 2007 (2nd)	80.0	67.3

*All district elementary and K-8 schools

Tests required by the state: Percentage of students at Proficient/Advanced levels on PSSA Reading and Math tests



Compared to district averages...

What are this school's strengths?

- Overall PSSA 3rd grade reading and math scores near district average

What are this school's challenges?

- Decrease in overall PSSA 5th grade reading and math scores 2004-07
- Low PSSA 5th grade reading and math scores for white students

See a more detailed report beginning on page 75.

Pittsburgh West Liberty K-5

Neighborhood school

785 Dunster St., 15226

Brookline

412-571-7420

Principal: Sara Alexander

Number of teachers: 17

Enrollment/Attendance

264 students (1/07)

District average (K-5): 349

African-American: 16.7%

White: 80.7%

Other: 2.7%

Student daily attendance: 95.0%

Special education 2007-08

Learning support

Autistic support

Family income status

44.5% of students eligible for free/reduced lunch.

District average (K-5 & K-8): 72.9%

Special features

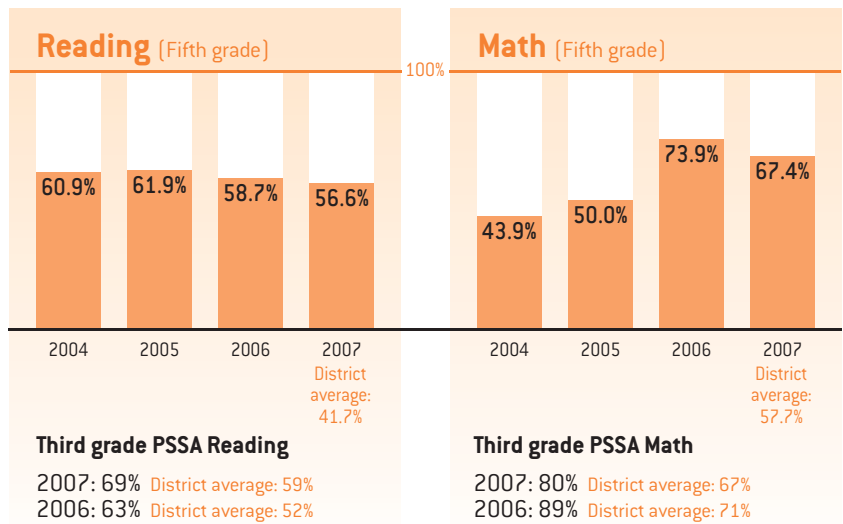
- Partnerships with Pittsburgh Pioneer, Carnegie Library and FamilyLinks
- After-school tutoring

Tests given by the district: Percentage of students at Proficient/Advanced levels

	West Liberty	Districtwide*
Reading 2007 (2nd)	81.6%	57.0%
Math 2007 (2nd)	84.2	67.3

*All district elementary and K-8 schools

Tests required by the state: Percentage of students at Proficient/Advanced levels on PSSA Reading and Math tests



Compared to district averages...

What are this school's strengths?

- Near district average in all categories

What are this school's challenges?

- Near district average in all categories

See a more detailed report beginning on page 75.

Pittsburgh Whittier K-5

Neighborhood school
 150 Meridan St., 15211
 Mt. Washington
 412-488-8211
 Principal: Elaine Wallace
 Number of teachers: 16

Enrollment/Attendance

283 students (1/07)
 District average (K-5): 349
 African-American: 39.6%
 White: 59.7%
 Other: 0.7%
 Student daily attendance: 93.4%

Special education 2007-08

Learning support

Family income status

77.5% of students eligible for free/reduced lunch.
 District average (K-5 & K-8): 72.9%

Special features

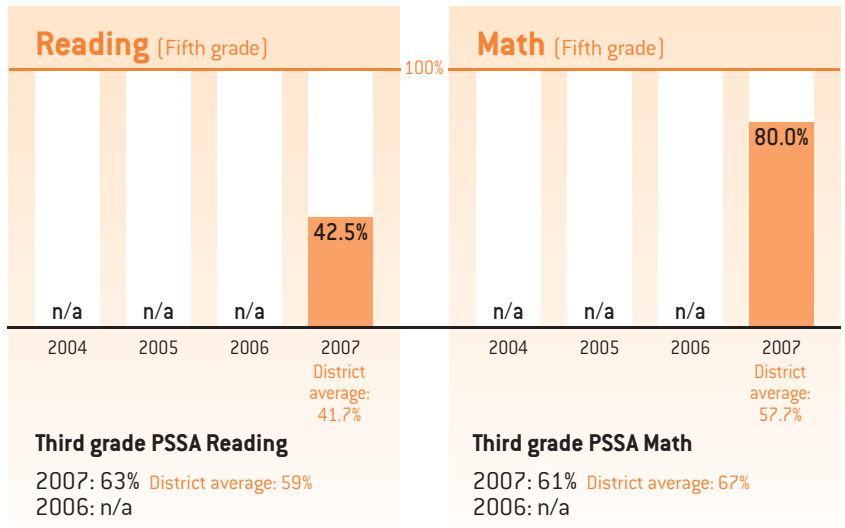
- Partnership with Mt. Washington Community Development Association
- Mentoring and peer tutoring
- School beautification project

Tests given by the district: Percentage of students at Proficient/Advanced levels

	Whittier	Districtwide*
Reading 2007 (2nd)	66.0%	57.0%
Math 2007 (2nd)	78.7	67.3

*All district elementary and K-8 schools

Tests required by the state: Percentage of students at Proficient/Advanced levels on PSSA Reading and Math tests



Whittier was considered "new" in 2006-07 due to significant changes in student population.

Compared to district averages...

What are this school's strengths?

- High overall PSSA 5th grade math scores
- High PSSA 5th grade math scores for low-income and black students

What are this school's challenges?

- Overall PSSA 5th grade reading scores near district average

See a more detailed report beginning on page 75.

Pittsburgh Woolslair K-5

Neighborhood school

501 40th St., 15224

Bloomfield

412-623-8800

Principal: Victoria Burgess

Number of teachers: 16

Enrollment/Attendance

268 students (1/07)

District average (K-5): 349

African-American: 57.5%

White: 36.2%

Other: 6.3%

Student daily attendance: 92.5%

Special education 2007-08

Learning support

Therapeutic emotional support

Family income status

92.2% of students eligible for free/reduced lunch.

District average (K-5 & K-8): 72.9%

Special features

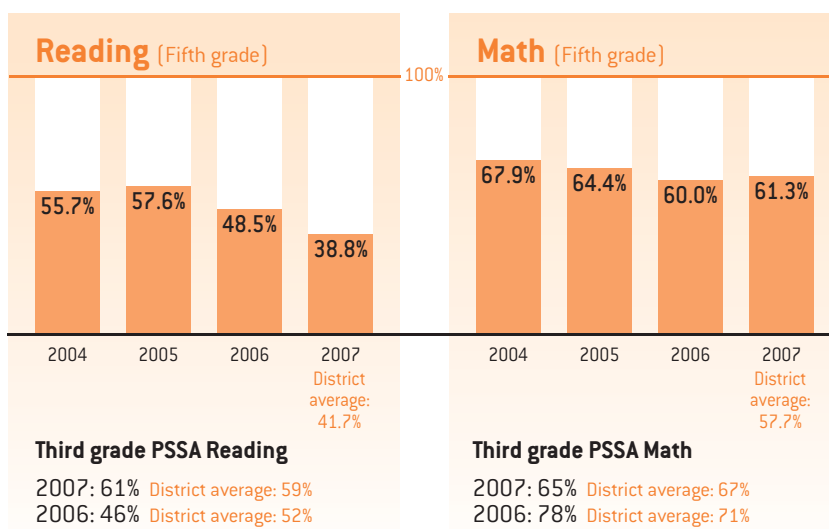
- Partnerships with UPMC St. Margaret and Spirit of Bloomfield
- Student Energy Patrol
- After-school tutoring

Tests given by the district: Percentage of students at Proficient/Advanced levels

	Woolslair	Districtwide*
Reading 2007 (2nd)	40.0%	57.0%
Math 2007 (2nd)	66.7	67.3

*All district elementary and K-8 schools

Tests required by the state: Percentage of students at Proficient/Advanced levels on PSSA Reading and Math tests



Compared to district averages...

What are this school's strengths?

- Overall PSSA 5th grade reading and math scores near district average

What are this school's challenges?

- Slight decrease in overall PSSA 5th grade math scores while the district average increased 2004-07

See a more detailed report beginning on page 75.