

# Pittsburgh's K-8 schools

## In the 2006-07 school year:

The average K-8 school had 464 students and 32 teachers.

93.3% of K-8 and elementary students attended school on the average day.

72.9% of K-8 and elementary students were eligible for free or reduced price lunch (a measure of family poverty).

## Special education\*

### PSSA participation: Percentage of students who took PSSAs

Reading (3rd through 5th grades): 98.7%  
 Math (3rd through 5th grades): 99.0%  
 Reading (6th through 8th grades): 95.7%  
 Math (6th through 8th grades): 96.4%

### PSSA scores: Percentage of students at Proficient/Advanced levels

	Reading	Math
3rd grade	30.1%	43.2%
5th grade	13.4	23.8
8th grade	17.5	12.7

### PASA participation 2005-06: Number of students who took PASAs

PASA is an alternate state test.

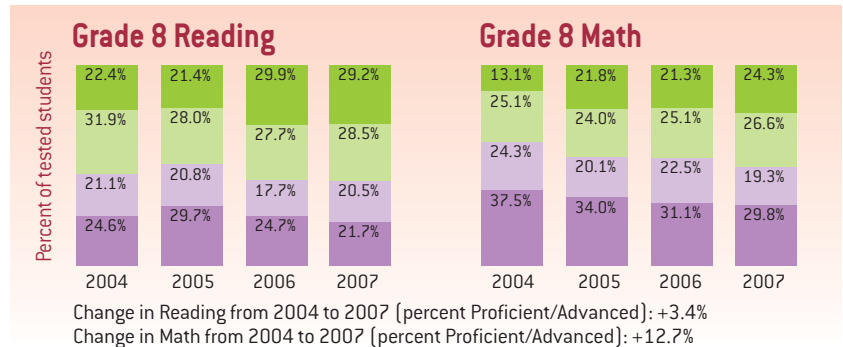
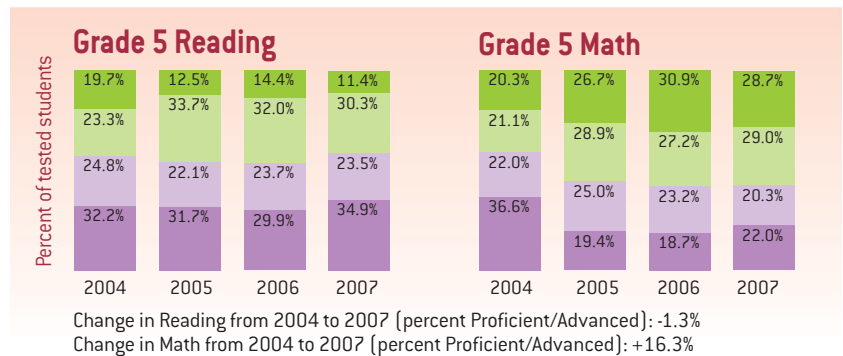
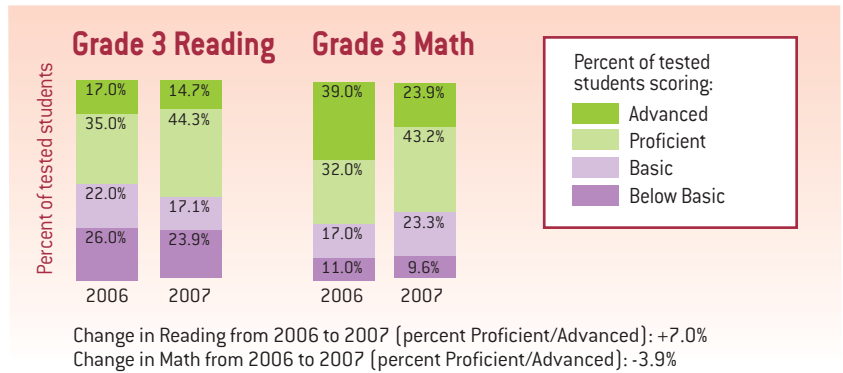
	Reading	Math
3rd grade	36	36
5th grade	45	45
8th grade	44	44

\*Students with an Individual Education Plan (IEP) for special education, excluding students identified as "gifted." Numbers and percents refer to all students at that grade level, whether they attend a K-8, an elementary or a middle school.

## Tests given by the district: Percentage of students at Proficient/Advanced levels (K-8 and elementary)

Reading 2007 (2nd)	57.0%	TerraNova Reading test
Math 2007 (2nd)	67.3	TerraNova Mathematics test

## Tests required by the state: Percentage of students at each achievement level on PSSA Reading and Math tests\*



\*All 3rd, 5th and 8th grades

For a similar breakdown of scores by school, see the A+ Schools Web site: [www.aplusschools.org](http://www.aplusschools.org).

# Pittsburgh Arlington PreK-8 (An Accelerated Learning Academy)

Neighborhood school housed in two buildings

Primary campus (PreK-2):  
2429 Charcot St., 15210  
Arlington  
412-488-4700

Intermediate campus (3-8):  
2500 Jonquil Way, 15210  
Arlington  
412-488-3641

Principal: Cindi Muehlbauer  
Number of teachers: 41

## Enrollment/Attendance

467 students (1/07)  
District average (K-8): 464

African-American: 58.9%  
White: 39.4%  
Other: 1.7%

Student daily attendance: 91.2%

## Special education 2007-08

Learning support  
Emotional support  
Autistic support  
Life skills support  
Therapeutic emotional support

## Family income status

88.2% of students eligible for free/reduced lunch.  
District average (K-5 & K-8): 72.9%

## Special features

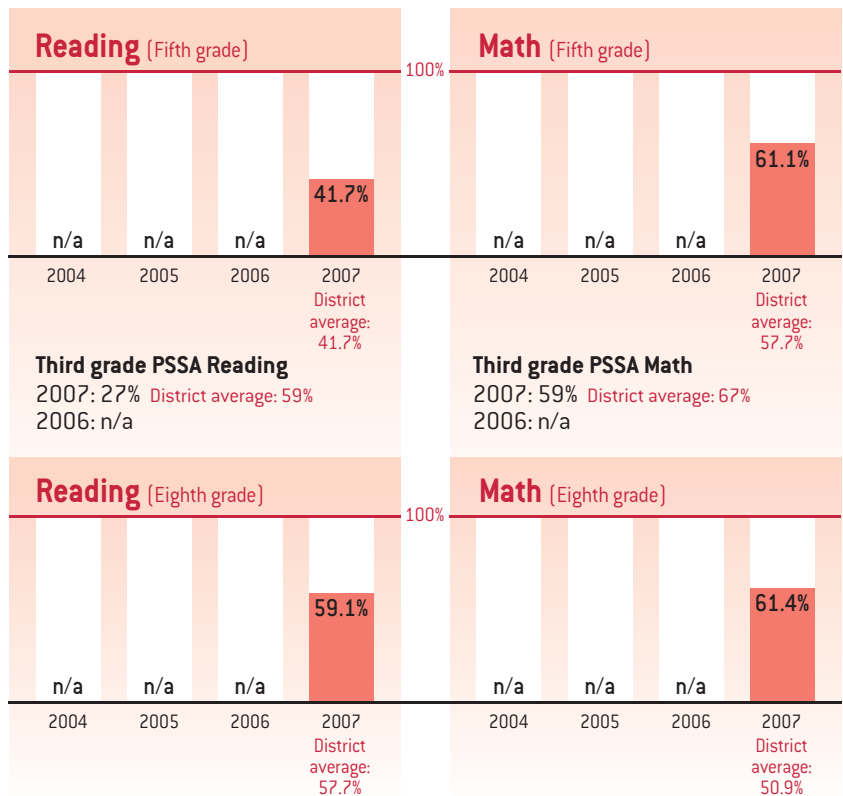
- Extended school day and year for all students
- Video-conferencing lab
- French language for grades 6-8

## Tests given by the district: Percentage of students at Proficient/Advanced levels

	Arlington	Districtwide*
Reading 2007 (2nd)	46.5%	57.0%
Math 2007 (2nd)	60.5	67.3

\*All district K-8 and elementary schools

## Tests required by the state: Percentage of students at Proficient/Advanced levels on PSSA Reading and Math tests



Arlington was considered "new" in 2006-07 due to significant changes in student population.

## Compared to district averages...

See a more detailed report beginning on page 75.

### What are this school's strengths?

- High PSSA 8th grade math scores for low-income and black students

### What are this school's challenges?

- Low overall PSSA 3rd grade reading scores, and low PSSA 8th grade reading scores for white students

# Pittsburgh Brookline K-8

Neighborhood school

500 Woodbourne Ave., 15226

Brookline

412-571-7380

Principal: Valerie Lucas

Number of teachers: 29

## Enrollment/Attendance

520 students (1/07)

District average (K-8): 464

African-American: 14.2%

White: 83.7%

Other: 2.1%

Student daily attendance: 94.2%

## Special education 2007-08

Learning support

Emotional support

Autistic support

## Family income status

53.3% of students eligible for free/reduced lunch.

District average (K-5 & K-8): 72.9%

## Special features

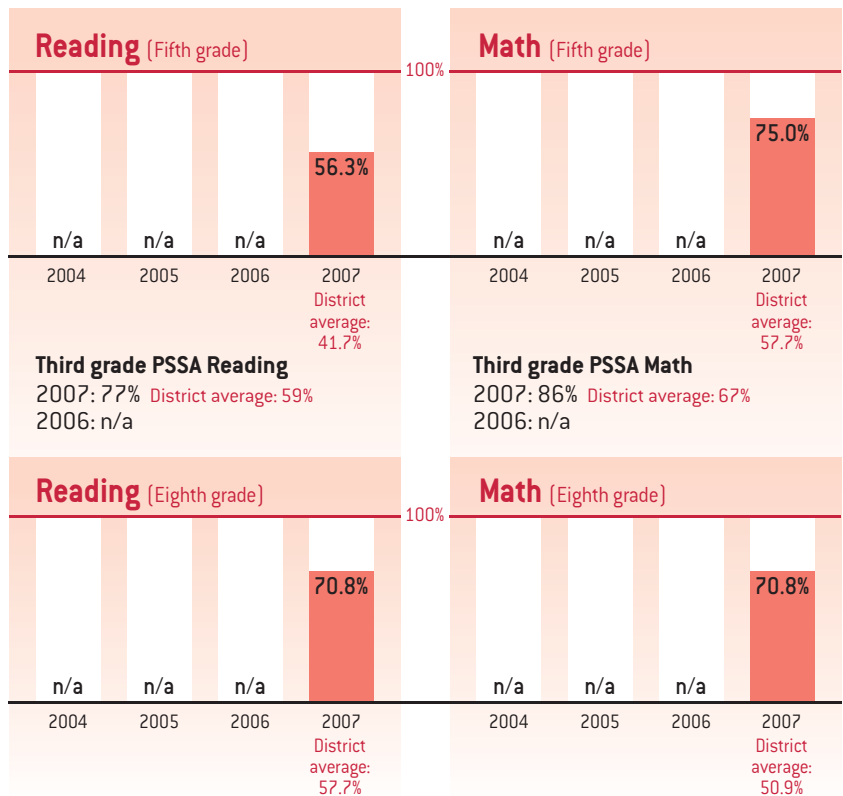
- Technology leadership program
- Book clubs
- Spanish language for grades 6-8

## Tests given by the district: Percentage of students at Proficient/Advanced levels

	Brookline	Districtwide*
Reading 2007 (2nd)	66.0%	57.0%
Math 2007 (2nd)	82.4	67.3

\*All district K-8 and elementary schools

## Tests required by the state: Percentage of students at Proficient/Advanced levels on PSSA Reading and Math tests



Brookline was considered "new" in 2006-07 due to significant changes in student population. Brookline did not have an 8th grade before 2006-07.

## Compared to district averages...

See a more detailed report beginning on page 75.

### What are this school's strengths?

- High overall PSSA 3rd and 8th grade math scores

### What are this school's challenges?

- PSSA 5th grade math scores near district average for low-income students

# Pittsburgh Carmalt PreK-8

Science and Technology magnet school

1550 Breining St., 15226  
 Overbrook  
 412-885-7760  
 Principal: Sandra Och  
 Number of teachers: 41

## Enrollment/Attendance

577 students (1/07)  
 District average (K-8): 464

African-American: 49.6%  
 White: 48.4%  
 Other: 2.1%

Student daily attendance: 94.7%

## Special education 2007-08

Learning support  
 Emotional support  
 Life skills support

## Family income status

68.1% of students eligible for free/reduced lunch.  
 District average (K-5 & K-8): 72.9%

## Special features

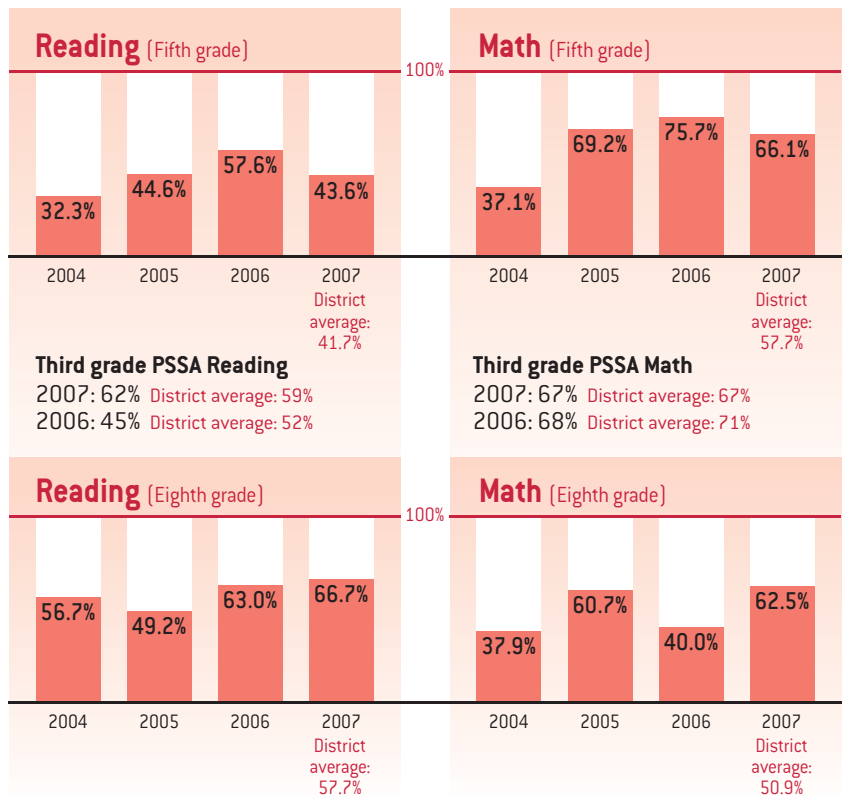
- Science and technology throughout the curriculum
- After-school athletics

## Tests given by the district: Percentage of students at Proficient/Advanced levels

	Carmalt	Districtwide*
Reading 2007 (2nd)	57.4%	57.0%
Math 2007 (2nd)	72.1	67.3

\*All district K-8 and elementary schools

## Tests required by the state: Percentage of students at Proficient/Advanced levels on PSSA Reading and Math tests



## Compared to district averages...

See a more detailed report beginning on page 75.

### What are this school's strengths?

- Near district average in all categories

### What are this school's challenges?

- Near district average in all categories

# Pittsburgh Colfax K-8 (An Accelerated Learning Academy)

Neighborhood school with a Spanish language focus

2332 Beechwood Blvd., 15217  
Squirrel Hill  
412-422-3525

Principal: David May-Stein  
Number of teachers: 38

## Enrollment/Attendance

610 students (1/07)  
District average [K-8]: 464

African-American: 46.1%  
White: 41.5%  
Other: 12.5%

Student daily attendance: 93.4%

## Special education 2007-08

Learning support  
Emotional support

## Family income status

38.2% of students eligible for free/reduced lunch.  
District average [K-5 & K-8]: 72.9%

## Special features

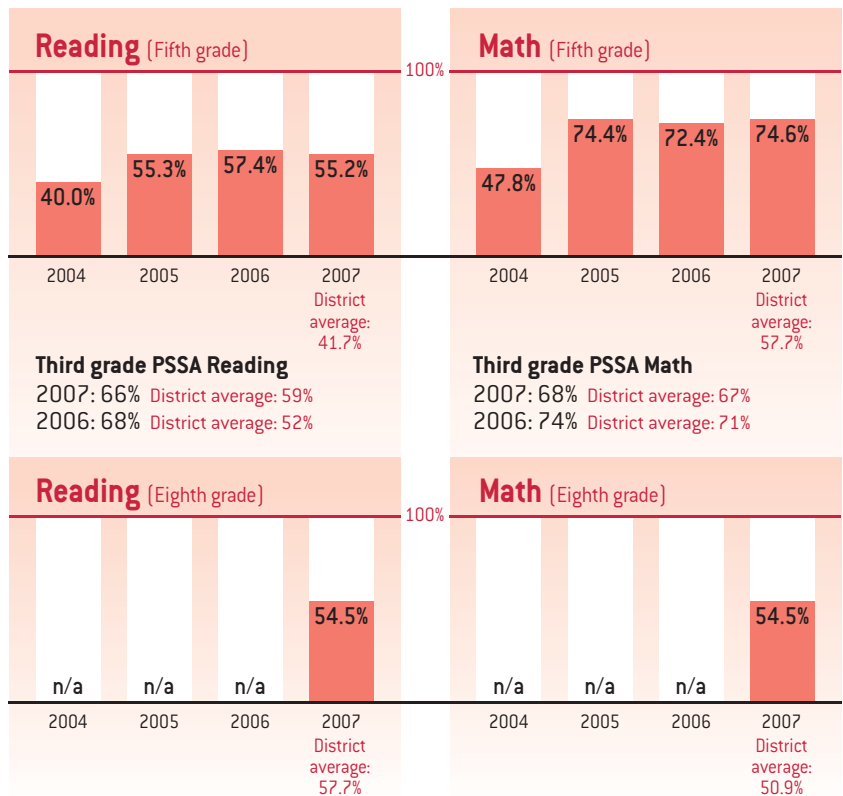
- Extended school day and year for all students
- Partnerships with CMU and Allderdice High School
- English as a Second Language program

## Tests given by the district: Percentage of students at Proficient/Advanced levels

	Colfax	Districtwide*
Reading 2007 (2nd)	68.9%	57.0%
Math 2007 (2nd)	75.4	67.3

\*All district K-8 and elementary schools

## Tests required by the state: Percentage of students at Proficient/Advanced levels on PSSA Reading and Math tests



Colfax did not have an 8th grade before 2006-07.

## Compared to district averages...

See a more detailed report beginning on page 75.

### What are this school's strengths?

- High 5th grade reading and math scores for white students

### What are this school's challenges?

- Low 5th grade reading scores for low-income students

# Pittsburgh Faison PreK-8

Neighborhood school with an arts focus, housed in two buildings

Primary campus (PreK-4):  
7430 Tioga St., 15208  
Homewood  
412-247-0305

Intermediate campus (5-8):  
8080 Bennett St., 15221  
East Hills  
412-247-7840

Principals: Yvona Smith/  
Kevin McGuire

Number of teachers: 56

## Enrollment/Attendance

836 students (1/07)

District average (K-8): 464

African-American: 100.0%

White: 0.0%

Other: 0.0%

Student daily attendance: 90.3%

## Special education 2007-08

Learning support

Emotional support

## Family income status

87.5% of students eligible for free/reduced lunch.

District average (K-5 & K-8): 72.9%

## Special features

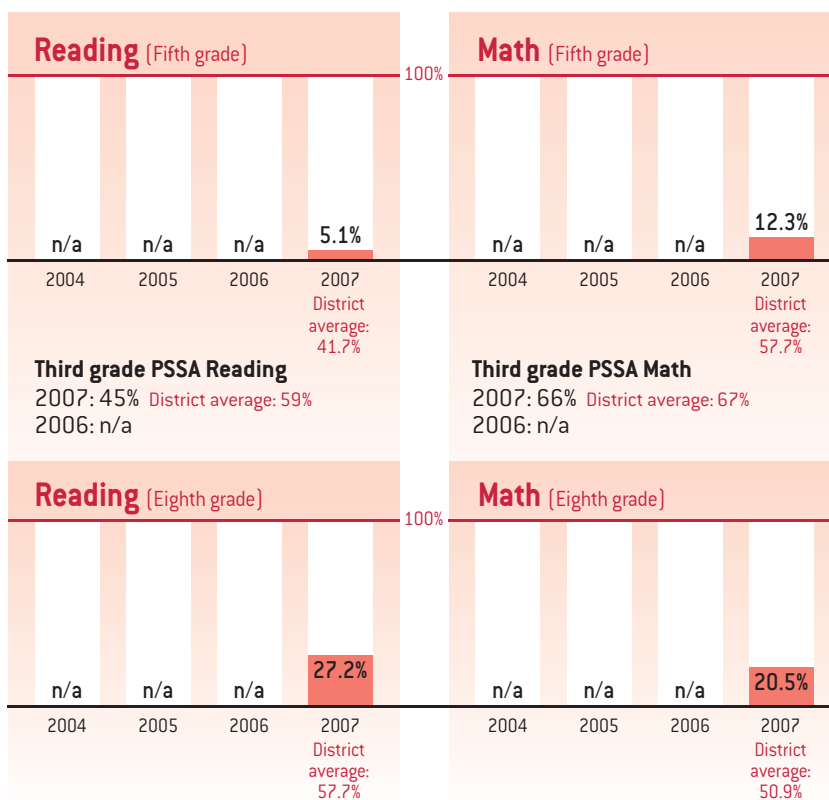
- Arts throughout the curriculum
- "Edible Schoolyard" participant (school/community garden)

## Tests given by the district: Percentage of students at Proficient/Advanced levels

	Faison	Districtwide*
Reading 2007 (2nd)	31.3%	57.0%
Math 2007 (2nd)	43.8	67.3

\*All district K-8 and elementary schools

## Tests required by the state: Percentage of students at Proficient/Advanced levels on PSSA Reading and Math tests



Faison was considered "new" in 2006-07 due to significant changes in student population. Faison did not have an 8th grade before 2006-07.

## Compared to district averages...

See a more detailed report beginning on page 75.

### What are this school's strengths?

- Overall PSSA 3rd grade math scores near district average

### What are this school's challenges?

- Low overall PSSA 5th and 8th grade reading and math scores
- Low PSSA 5th and 8th grade reading and math scores for low-income and black students

# Pittsburgh Greenfield K-8

Neighborhood school

1 Alger St., 15207

Greenfield

412-422-3535

Principal: Eric Rosenthal

Number of teachers: 24

## Enrollment/Attendance

472 students (1/07)

District average (K-8): 464

African-American: 30.5%

White: 52.3%

Other: 17.2%

Student daily attendance: 94.1%

## Special education 2007-08

Learning support

Therapeutic emotional support

## Family income status

65.1% of students eligible for free/reduced lunch.

District average (K-5 & K-8): 72.9%

## Special features

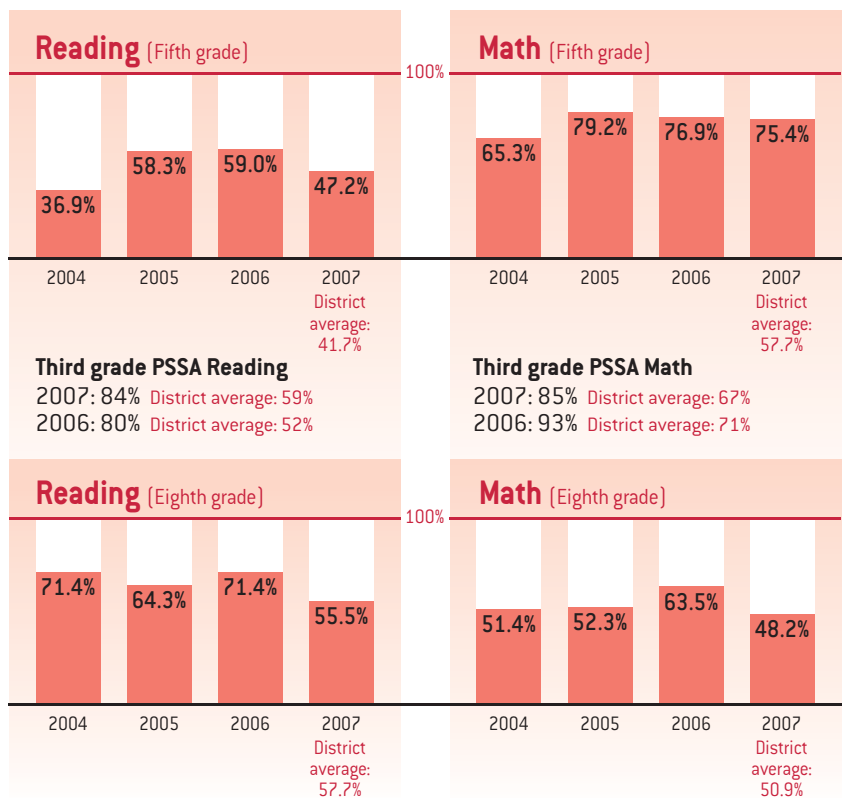
- Community service opportunities
- English as a Second Language program

## Tests given by the district: Percentage of students at Proficient/Advanced levels

	Greenfield	Districtwide*
Reading 2007 (2nd)	69.1%	57.0%
Math 2007 (2nd)	78.2	67.3

\*All district K-8 and elementary schools

## Tests required by the state: Percentage of students at Proficient/Advanced levels on PSSA Reading and Math tests



## Compared to district averages...

See a more detailed report beginning on page 75.

### What are this school's strengths?

- High overall PSSA 3rd grade reading scores
- High PSSA 5th grade reading and math scores for black students

### What are this school's challenges?

- Low 8th grade PSSA reading scores for white students

# Pittsburgh King PreK-8 (An Accelerated Learning Academy)

Neighborhood school

50 Montgomery Pl., 15212

Allegheny Center

412-323-4160

Principal: MiChele Holly

Number of teachers: 51

## Enrollment/Attendance

629 students (1/07)

District average (K-8): 464

African-American: 88.4%

White: 10.7%

Other: 1.0%

Student daily attendance: 91.3%

## Special education 2007-08

Learning support

Emotional support

Autistic support

Therapeutic emotional support

## Family income status

89.3% of students eligible for free/reduced lunch.

District average (K-5 & K-8): 72.9%

## Special features

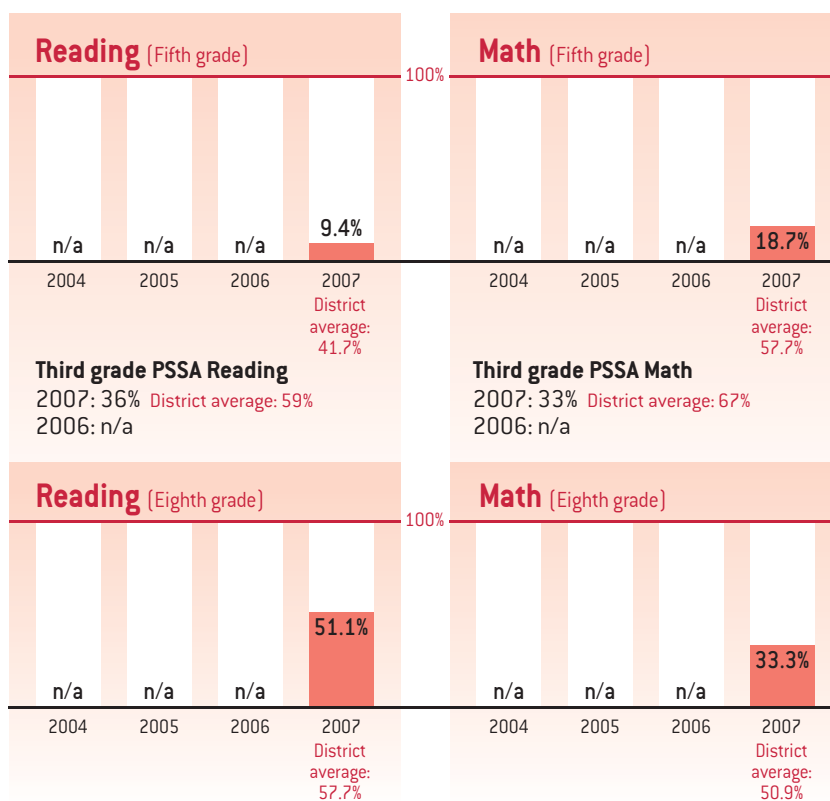
- Extended school day and year for all students
- Partnerships with Point Park University and Prime Stage Theatre

## Tests given by the district: Percentage of students at Proficient/Advanced levels

	King	Districtwide*
Reading 2007 (2nd)	31.8%	57.0%
Math 2007 (2nd)	40.9	67.3

\*All district K-8 and elementary schools

## Tests required by the state: Percentage of students at Proficient/Advanced levels on PSSA Reading and Math tests



King was considered "new" in 2006-07 due to significant changes in student population.

## Compared to district averages...

See a more detailed report beginning on page 75.

### What are this school's strengths?

- Overall PSSA 8th grade reading scores near district average

### What are this school's challenges?

- Low overall PSSA 3rd and 5th grade reading and math scores
- Low PSSA 5th grade reading and math scores for low-income and black students

# Pittsburgh Lincoln K-8

Neighborhood school with a technology/pre-engineering focus, housed in two buildings

Primary campus (K-4):  
328 Lincoln Ave., 15206  
Lincoln-Lemington  
412-665-3980

Intermediate campus (5-8):  
7109 Hermitage St., 15208  
Homewood  
412-247-7880

Principal: Regina Holley  
Number of teachers: 45

## Enrollment/Attendance

593 students (1/07)  
District average (K-8): 464

African-American: 99.5%  
White: 0.0%  
Other: 0.5%

Student daily attendance: 92.0%

## Special education 2007-08

Learning support  
Emotional support  
Life skills support  
Therapeutic emotional support

## Family income status

89.1% of students eligible for free/reduced lunch.  
District average (K-5 & K-8): 72.9%

## Special features

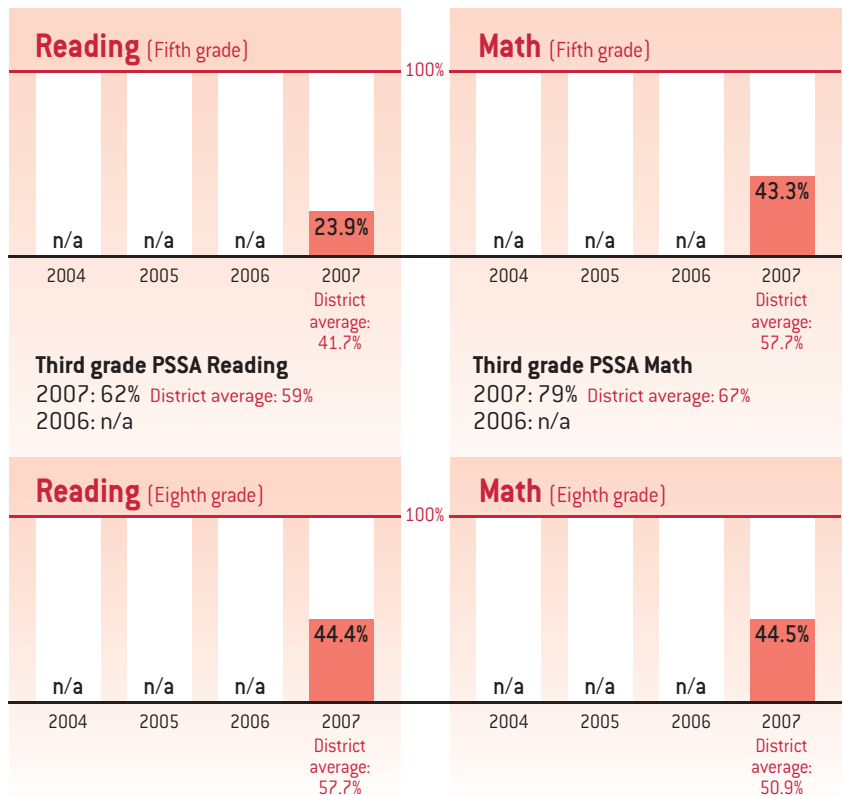
- New playground
- Partnership with Boy Scouts of America

## Tests given by the district: Percentage of students at Proficient/Advanced levels

	Lincoln	Districtwide*
Reading 2007 (2nd)	60.7%	57.0%
Math 2007 (2nd)	77.0	67.3

\*All district K-8 and elementary schools

## Tests required by the state: Percentage of students at Proficient/Advanced levels on PSSA Reading and Math tests



Lincoln was considered "new" in 2006-07 due to significant changes in student population. Lincoln did not have an 8th grade before 2006-07.

## Compared to district averages...

See a more detailed report beginning on page 75.

### What are this school's strengths?

- Near district average in all categories

### What are this school's challenges?

- Near district average in all categories

# Pittsburgh Manchester PreK-8

Neighborhood school with an International Studies magnet program

1612 Manhattan St., 15233  
Manchester  
412-323-3100

Principal: Henry Stephens  
Number of teachers: 20

## Enrollment/Attendance

311 students (1/07)  
District average (K-8): 464

African-American: 94.5%  
White: 4.5%  
Other: 1.0%

Student daily attendance: 91.3%

## Special education 2007-08

Learning support  
Emotional support  
Autistic support  
Multiple disabilities support

## Family income status

94.2% of students eligible for free/reduced lunch.  
District average (K-5 & K-8): 72.9%

## Special features

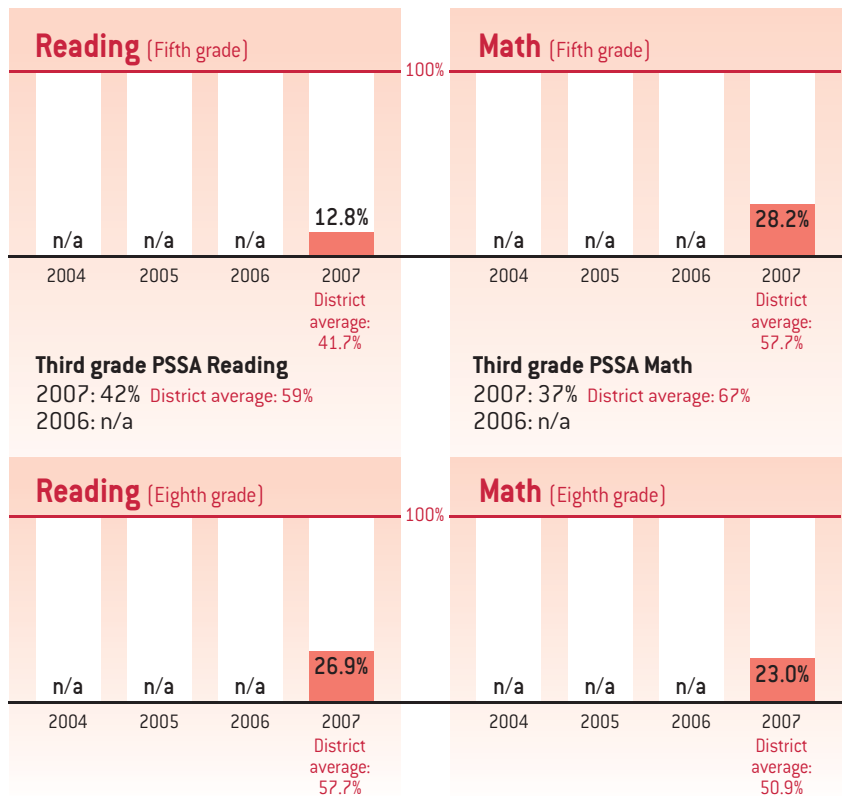
- German language magnet
- Math, science and technology focus

## Tests given by the district: Percentage of students at Proficient/Advanced levels

	Manchester	Districtwide*
Reading 2007 (2nd)	40.0%	57.0%
Math 2007 (2nd)	28.6	67.3

\*All district K-8 and elementary schools

## Tests required by the state: Percentage of students at Proficient/Advanced levels on PSSA Reading and Math tests



Manchester was considered "new" in 2006-07 due to significant changes in student population. Manchester did not have an 8th grade before 2006-07.

## Compared to district averages...

See a more detailed report beginning on page 75.

### What are this school's strengths?

- PSSA 5th grade reading and math scores near district average for black students

### What are this school's challenges?

- Low overall PSSA 3rd, 5th, and 8th grade reading and math scores

# Pittsburgh Mifflin PreK-8

Neighborhood school

1290 Mifflin Rd., 15207

Lincoln Place

412-464-4350

Principal: Edward Littlehale

Number of teachers: 25

## Enrollment/Attendance

429 students (1/07)

District average (K-8): 464

African-American: 38.9%

White: 61.1%

Other: 0.0%

Student daily attendance: 93.0%

## Special education 2007-08

Learning support

Emotional support

Therapeutic emotional support

## Family income status

55.7% of students eligible for free/reduced lunch.

District average (K-5 & K-8): 72.9%

## Special features

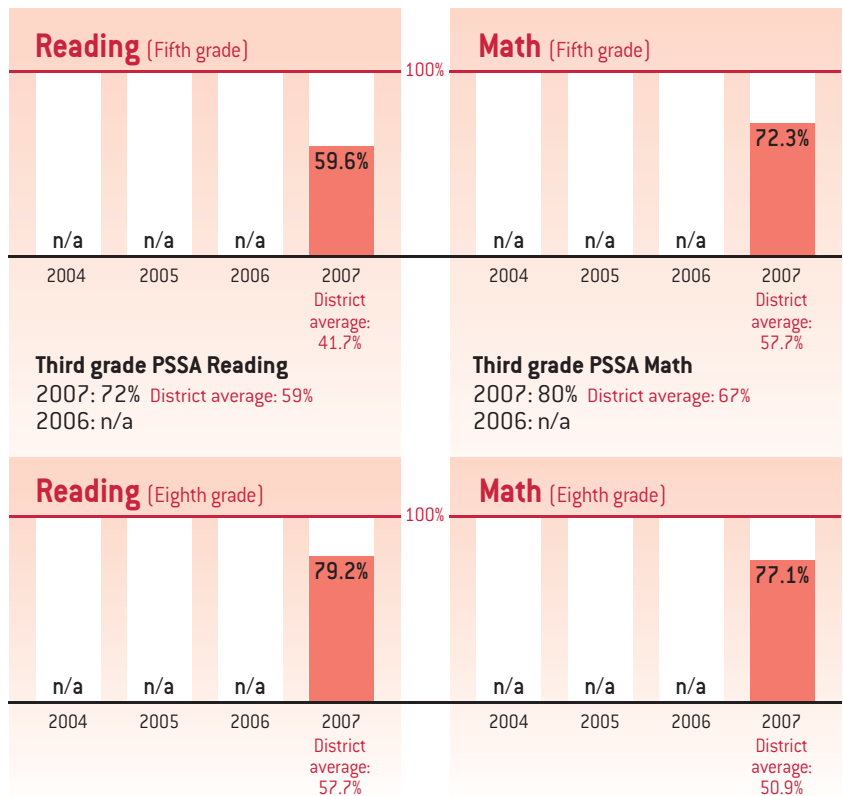
- Chess team
- Think-A-Thon participant

## Tests given by the district: Percentage of students at Proficient/Advanced levels

	Mifflin	Districtwide*
Reading 2007 (2nd)	70.5%	57.0%
Math 2007 (2nd)	77.3	67.3

\*All district K-8 and elementary schools

## Tests required by the state: Percentage of students at Proficient/Advanced levels on PSSA Reading and Math tests



Mifflin was considered "new" in 2006-07 due to significant changes in student population.

### Compared to district averages...

See a more detailed report beginning on page 75.

### What are this school's strengths?

- High overall PSSA 8th grade math scores and 8th grade reading and math scores for low-income and black students

### What are this school's challenges?

- PSSA 8th grade reading and math scores near district average for white students

# Pittsburgh Miller PreK-8

Neighborhood school with an African focus

2055 Bedford Ave., 15219

Hill District

412-338-3830

Principal: Rosemary Moriarty

Number of teachers: 26

## Enrollment/Attendance

358 students (1/07)

District average (K-8): 464

African-American: 99.2%

White: 0.3%

Other: 0.6%

Student daily attendance: 91.7%

## Special education 2007-08

Learning support

Emotional support

Therapeutic emotional support

## Family income status

91.6% of students eligible for free/reduced lunch.

District average (K-5 & K-8): 72.9%

## Special features

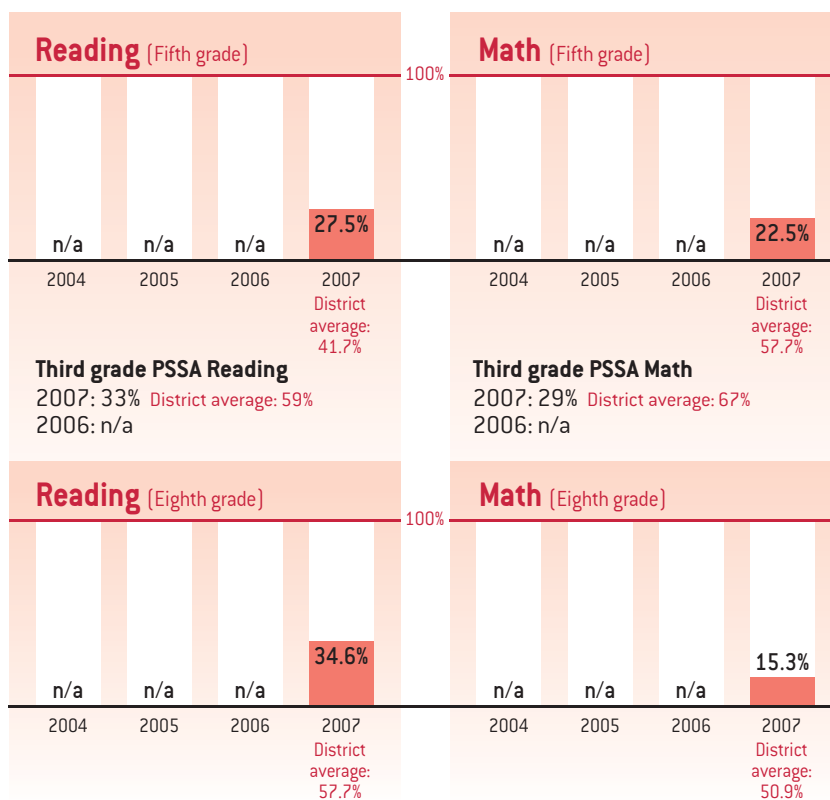
- African-centered program throughout the curriculum
- African drumming and dance, Brazilian dance/martial arts
- Parent book club

## Tests given by the district: Percentage of students at Proficient/Advanced levels

	Miller	Districtwide*
Reading 2007 (2nd)	46.2%	57.0%
Math 2007 (2nd)	33.3	67.3

\*All district K-8 and elementary schools

## Tests required by the state: Percentage of students at Proficient/Advanced levels on PSSA Reading and Math tests



Miller was considered "new" in 2006-07 due to significant changes in student population. Miller did not have an 8th grade before 2006-07.

## Compared to district averages...

See a more detailed report beginning on page 75.

### What are this school's strengths?

- PSSA 5th grade reading scores near district average for low-income and black students

### What are this school's challenges?

- Low overall PSSA 3rd and 8th grade reading and math scores, and low PSSA 5th grade math scores for low-income and black students

# Pittsburgh Montessori PreK-8

Montessori magnet school  
 201 S. Graham St., 15206  
 Friendship  
 412-665-2010  
 Principal: Cynthia Wallace  
 Number of teachers: 22

## Enrollment/Attendance

260 students (1/07)  
 District average (K-8): 464  
 African-American: 70.4%  
 White: 26.2%  
 Other: 3.5%

Student daily attendance: 96.4%

## Special education 2007-08

Learning support  
 Emotional support  
 Therapeutic emotional support

## Family income status

54.4% of students eligible for free/reduced lunch.  
 District average (K-5 & K-8): 72.9%

## Special features

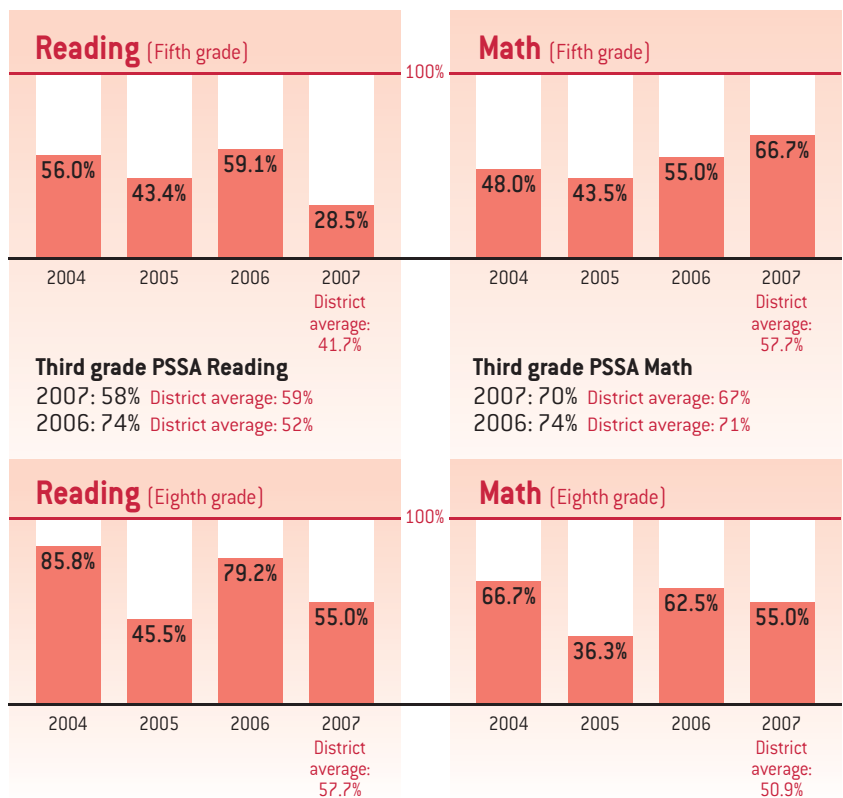
- Montessori preschool program
- Focus on self-directed learning

## Tests given by the district: Percentage of students at Proficient/Advanced levels

	Montessori	Districtwide*
Reading 2007 (2nd)	47.2%	57.0%
Math 2007 (2nd)	57.1	67.3

\*All district K-8 and elementary schools

## Tests required by the state: Percentage of students at Proficient/Advanced levels on PSSA Reading and Math tests



## Compared to district averages...

See a more detailed report beginning on page 75.

### What are this school's strengths?

- Near district average in all categories

### What are this school's challenges?

- Near district average in all categories

# Pittsburgh Murray PreK-8 (An Accelerated Learning Academy)

Neighborhood school

800 Rectenwald St., 15210

Mt. Oliver

412-488-6815

Principal: James Nath

Number of teachers: 35

## Enrollment/Attendance

454 students (1/07)

District average (K-8): 464

African-American: 80.6%

White: 18.7%

Other: 0.7%

Student daily attendance: 90.4%

## Special education 2007-08

Learning support

Emotional support

Therapeutic emotional support

## Family income status

94.5% of students eligible for free/reduced lunch.

District average (K-5 & K-8): 72.9%

## Special features

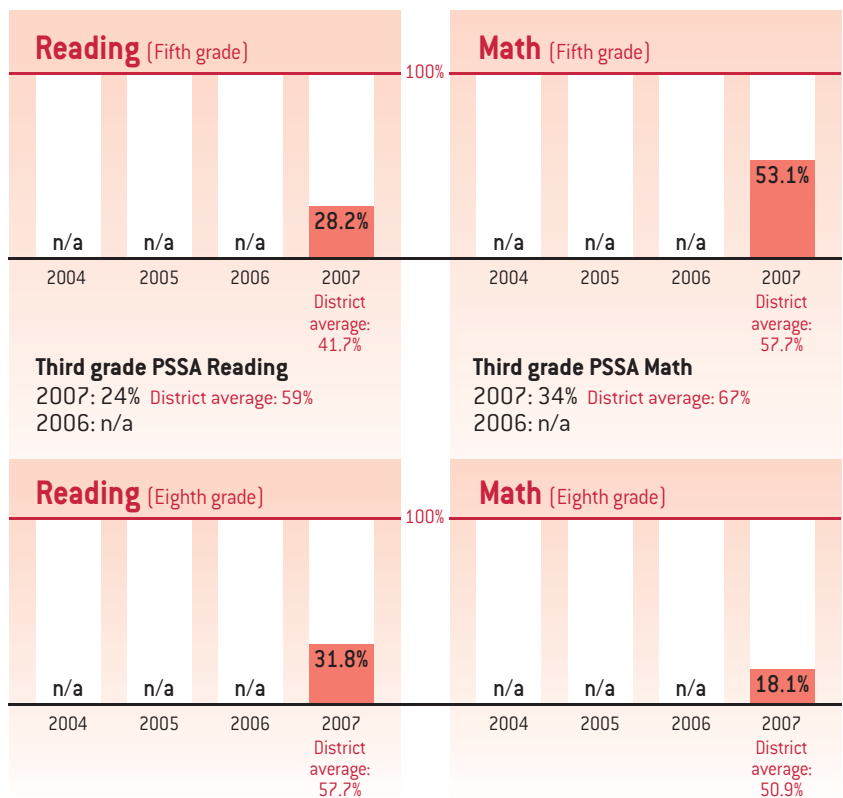
- Extended school day and year for all students
- Duquesne University tutors
- Partnerships with Gwen's Girls and Boys to Men

## Tests given by the district: Percentage of students at Proficient/Advanced levels

	Murray	Districtwide*
Reading 2007 (2nd)	32.8%	57.0%
Math 2007 (2nd)	46.6	67.3

\*All district K-8 and elementary schools

## Tests required by the state: Percentage of students at Proficient/Advanced levels on PSSA Reading and Math tests



Murray was considered "new" in 2006-07 due to significant changes in student population.

## Compared to district averages...

See a more detailed report beginning on page 75.

### What are this school's strengths?

- Overall PSSA 5th grade math scores near district average

### What are this school's challenges?

- Low overall PSSA 3rd and 8th grade reading and math scores

# Pittsburgh Schaeffer K-8

Neighborhood school housed in two buildings

Primary campus (K-3):  
1235 Clairhaven St., 15205  
Crafton Heights  
412-928-6560

Intermediate campus (4-8):  
3128 Allendale St., 15204  
Sheraden  
412-778-2170

Principals: LaVerne Anthony/  
Cynthia Zurchin

Number of teachers: 31

## Enrollment/Attendance

470 students (1/07)  
District average (K-8): 464

African-American: 61.5%

White: 37.7%

Other: 0.9%

Student daily attendance: 92.6%

## Special education 2007-08

Learning support  
Emotional support  
Therapeutic emotional support

## Family income status

84.3% of students eligible for free/reduced lunch.  
District average (K-5 & K-8): 72.9%

## Special features

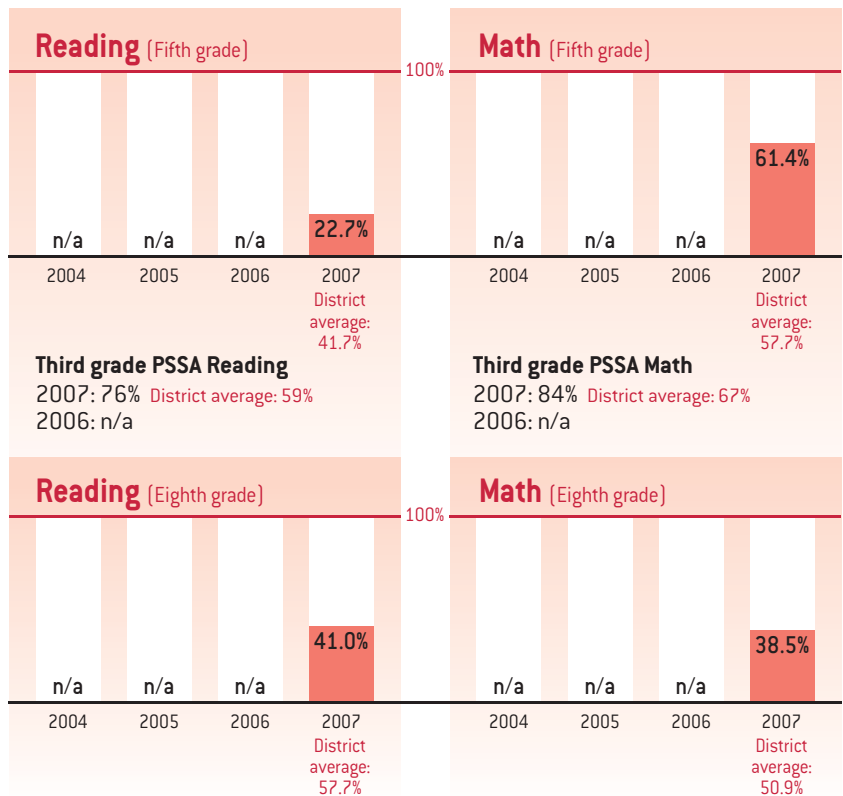
- Partnerships with Langley High School Teaching Academy and Pittsburgh Ballet Theatre
- After-school athletics

## Tests given by the district: Percentage of students at Proficient/Advanced levels

	Schaeffer	Districtwide*
Reading 2007 (2nd)	58.7%	57.0%
Math 2007 (2nd)	69.8	67.3

\*All district K-8 and elementary schools

## Tests required by the state: Percentage of students at Proficient/Advanced levels on PSSA Reading and Math tests



Schaeffer was considered "new" in 2006-07 due to significant changes in student population. Schaeffer did not have an 8th grade before 2006-07.

## Compared to district averages...

See a more detailed report beginning on page 75.

### What are this school's strengths?

- Overall PSSA 5th grade math scores near district average

### What are this school's challenges?

- Low PSSA 8th grade reading and math scores for black students

# Pittsburgh Stevens K-8

Neighborhood school

822 Crucible St., 15220

Elliott

412-928-6550

Principal: Virginia Hill

Number of teachers: 24

## Enrollment/Attendance

373 students (1/07)

District average (K-8): 464

African-American: 71.6%

White: 27.1%

Other: 1.3%

Student daily attendance: 89.7%

## Special education 2007-08

Learning support

Emotional support

Autistic support

Life skills support

## Family income status

91.3% of students eligible for free/reduced lunch.

District average (K-5 & K-8): 72.9%

## Special features

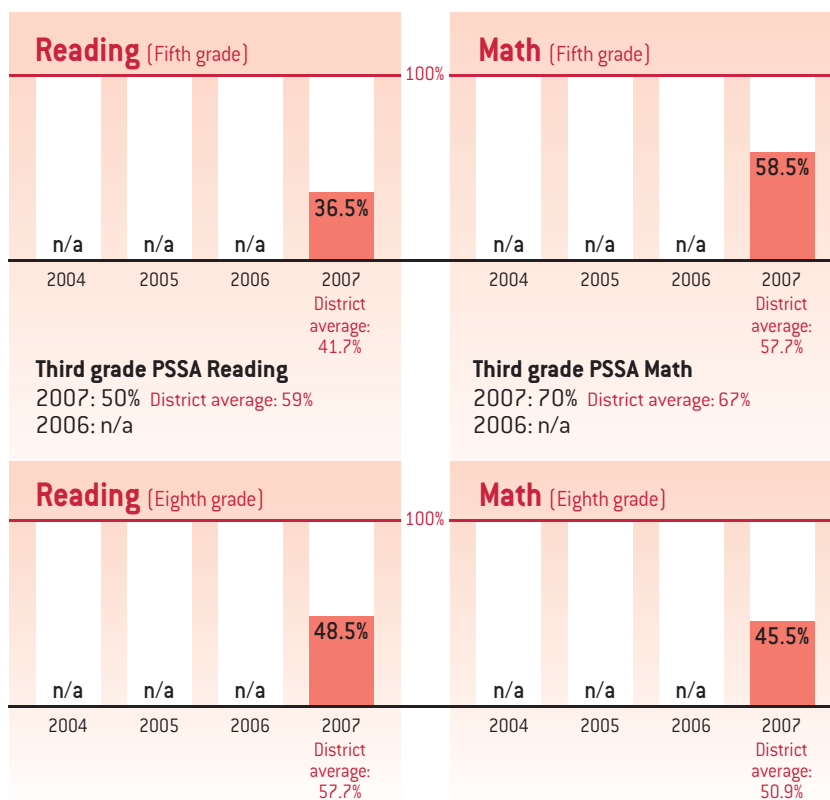
- Partnerships with Langley High School Teaching Academy and Reading Is Fundamental
- After-school tutoring/enrichment

## Tests given by the district: Percentage of students at Proficient/Advanced levels

	Stevens	Districtwide*
Reading 2007 (2nd)	77.1%	57.0%
Math 2007 (2nd)	85.7	67.3

\*All district K-8 and elementary schools

## Tests required by the state: Percentage of students at Proficient/Advanced levels on PSSA Reading and Math tests



Stevens was considered "new" in 2006-07 due to significant changes in student population. Stevens did not have an 8th grade before 2006-07.

## Compared to district averages...

See a more detailed report beginning on page 75.

### What are this school's strengths?

- PSSA 5th grade reading and math scores near district average for low-income and black students

### What are this school's challenges?

- Low PSSA 5th grade reading and math scores for white students

# Pittsburgh Sunnyside K-8

Neighborhood school

4801 Stanton Ave., 15201

Stanton Heights

412-665-2040

Principal: Laura Dadey

Number of teachers: 30

## Enrollment/Attendance

460 students (1/07)

District average (K-8): 464

African-American: 77.8%

White: 20.7%

Other: 1.5%

Student daily attendance: 92.9%

## Special education 2007-08

Learning support

Emotional support

Multiple disabilities support

## Family income status

80.5% of students eligible for free/reduced lunch.

District average (K-5 & K-8): 72.9%

## Special features

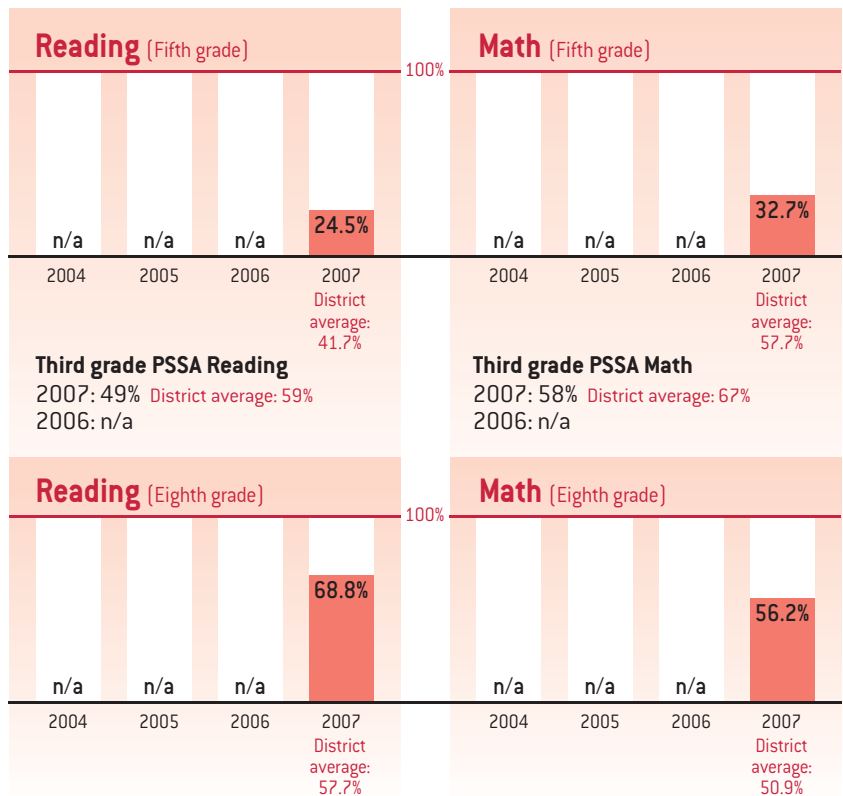
- World drumming and keyboarding
- Partnerships with FamilyLinks and OASIS Intergenerational Tutoring

## Tests given by the district: Percentage of students at Proficient/Advanced levels

	Sunnyside	Districtwide*
Reading 2007 (2nd)	68.3%	57.0%
Math 2007 (2nd)	82.9	67.3

\*All district K-8 and elementary schools

## Tests required by the state: Percentage of students at Proficient/Advanced levels on PSSA Reading and Math tests



Sunnyside was considered "new" in 2006-07 due to significant changes in student population.

### Compared to district averages...

See a more detailed report beginning on page 75.

### What are this school's strengths?

- Overall PSSA 8th grade reading and math scores near district average

### What are this school's challenges?

- Low overall PSSA 5th grade math scores

# Pittsburgh Vann PreK-8

Neighborhood school

631 Watt St., 15219

Hill District

412-622-8455

Principal: Martin Slomberg

Number of teachers: 21

## Enrollment/Attendance

275 students (1/07)

District average (K-8): 464

African-American: 98.5%

White: 0.4%

Other: 1.1%

Student daily attendance: 93.2%

## Special education 2007-08

Learning support

Emotional support

## Family income status

93.4% of students eligible for free/reduced lunch.

District average (K-5 & K-8): 72.9%

## Special features

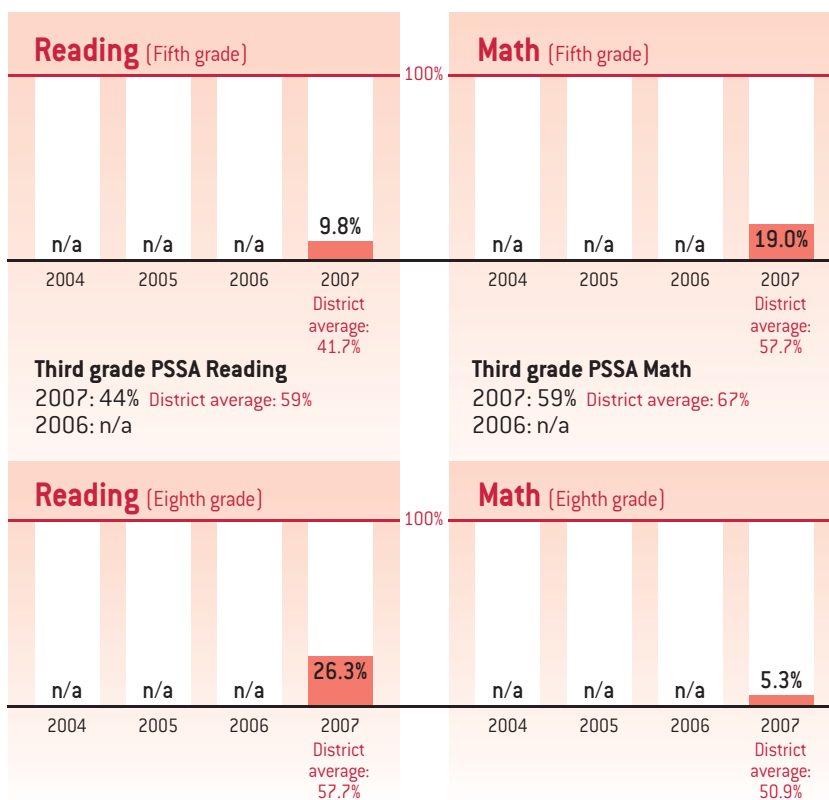
- Partnership with Pittsburgh Public Theatre
- Extended day academic program

## Tests given by the district: Percentage of students at Proficient/Advanced levels

	Vann	Districtwide*
Reading 2007 (2nd)	40.6%	57.0%
Math 2007 (2nd)	56.3	67.3

\*All district K-8 and elementary schools

## Tests required by the state: Percentage of students at Proficient/Advanced levels on PSSA Reading and Math tests



Vann was considered "new" in 2006-07 due to significant changes in student population. Vann did not have an 8th grade before 2006-07.

## Compared to district averages...

See a more detailed report beginning on page 75.

### What are this school's strengths?

- Overall PSSA 3rd grade reading and math scores near district average

### What are this school's challenges?

- Low overall PSSA 5th and 8th grade reading and math scores

# Pittsburgh Weil PreK-8 (An Accelerated Learning Academy)

Neighborhood school  
 2250 Centre Ave., 15219  
 Hill District  
 412-338-3840  
 Principal: Carolyn Davis  
 Number of teachers: 28

## Enrollment/Attendance

350 students (1/07)  
 District average (K-8): 464

African-American: 98.6%  
 White: 0.9%  
 Other: 0.6%

Student daily attendance: 91.4%

## Special education 2007-08

Learning support  
 Emotional support

## Family income status

85.8% of students eligible for free/reduced lunch.  
 District average (K-5 & K-8): 72.9%

## Special features

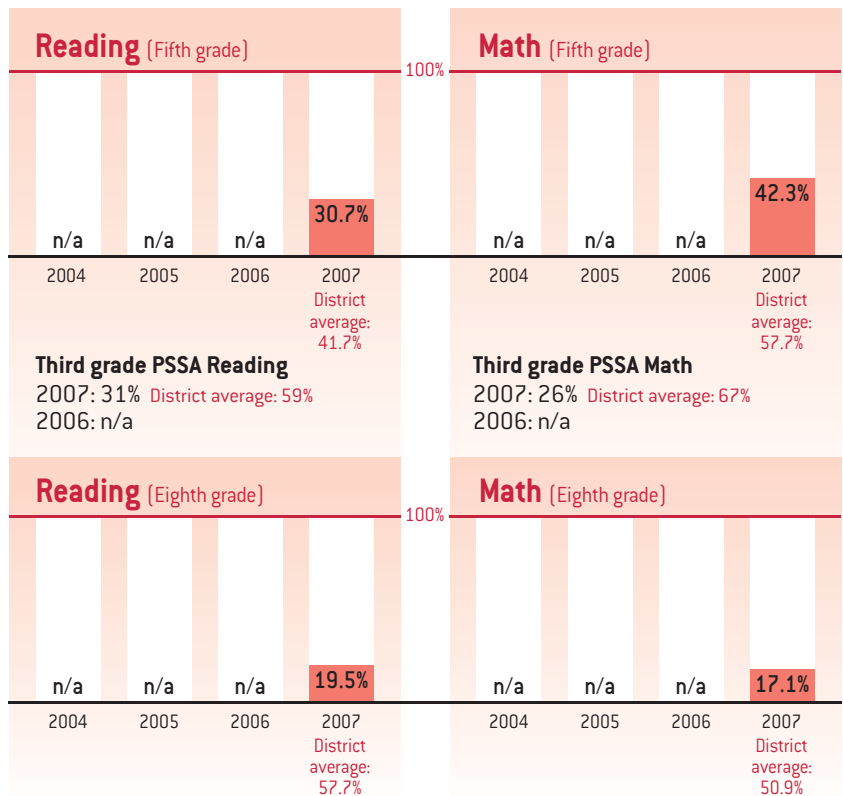
- Extended school day and year for all students

## Tests given by the district: Percentage of students at Proficient/Advanced levels

	Weil	Districtwide*
Reading 2007 (2nd)	34.3%	57.0%
Math 2007 (2nd)	54.3	67.3

\*All district K-8 and elementary schools

## Tests required by the state: Percentage of students at Proficient/Advanced levels on PSSA Reading and Math tests



Weil was considered "new" in 2006-07 due to significant changes in student population. Weil did not have an 8th grade before 2006-07.

### Compared to district averages...

See a more detailed report beginning on page 75.

### What are this school's strengths?

- Overall PSSA 5th grade reading and math scores near district average

### What are this school's challenges?

- Low overall PSSA 3rd and 8th grade reading and math scores

# Pittsburgh Westwood K-8

Neighborhood school

508 Shadyhill Rd., 15205

Westwood

412-928-6570

Principal: Denyse Littles-Cullens

Number of teachers: 23

## Enrollment/Attendance

368 students (1/07)

District average (K-8): 464

African-American: 57.9%

White: 41.3%

Other: 0.8%

Student daily attendance: 94.2%

## Special education 2007-08

Learning support

Emotional support

Deaf/Hearing impaired support

## Family income status

66.4% of students eligible for free/reduced lunch.

District average (K-5 & K-8): 72.9%

## Special features

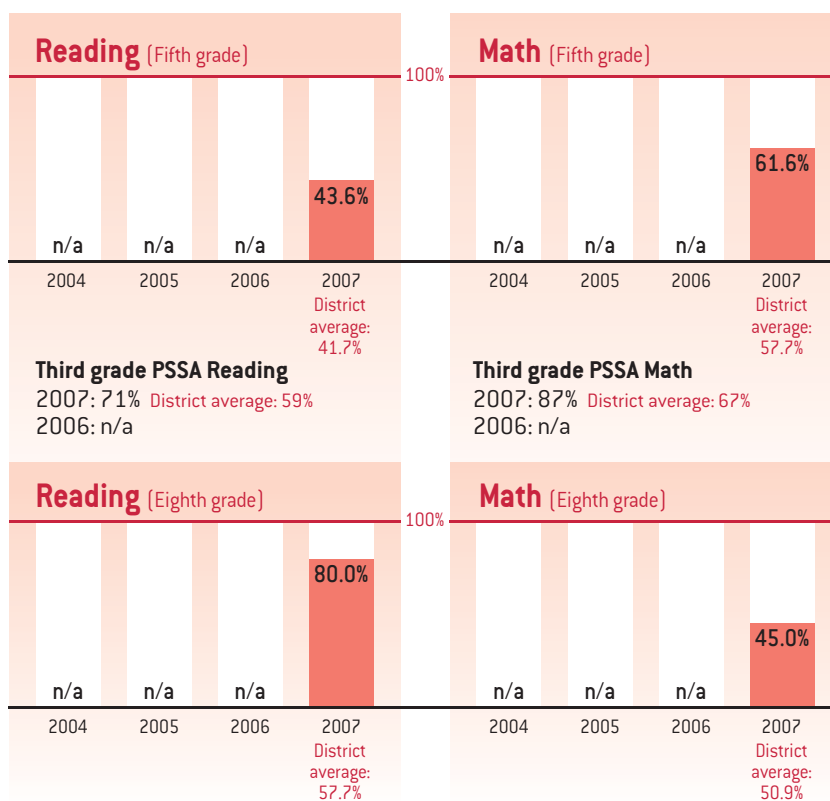
- Gardening club
- Partnership with OASIS Intergenerational Tutoring
- French language for grades 6-8

## Tests given by the district: Percentage of students at Proficient/Advanced levels

	Westwood	Districtwide*
Reading 2007 (2nd)	54.0%	57.0%
Math 2007 (2nd)	88.9	67.3

\*All district K-8 and elementary schools

## Tests required by the state: Percentage of students at Proficient/Advanced levels on PSSA Reading and Math tests



Westwood was considered "new" in 2006-07 due to significant changes in student population. Westwood did not have an 8th grade before 2006-07.

## Compared to district averages...

See a more detailed report beginning on page 75.

### What are this school's strengths?

- High overall PSSA 3rd grade math scores and 8th grade reading scores for low-income and black students

### What are this school's challenges?

- Overall PSSA 5th grade reading and math scores near district average